

Section 10: Device Drivers, FAT, Queuing Theory

CS162

April 5, 2019

Contents

1	Warmup: I/O and Device Drivers	2
2	Vocabulary	2
3	Problems	4
3.1	FAT	4
3.2	Queuing Theory	5
3.3	Tying it all together	6

1 Warmup: I/O and Device Drivers

What is a block device? What is a character device? Why might one interface be more appropriate than the other?

Why might you choose to use DMA instead of memory mapped I/O? Give a specific example where one is more appropriate than the other.

Explain what is meant by “top half” and “bottom half” in the context of device drivers.

2 Vocabulary

- **Simple File System** - The disk is treated as a big array. At the beginning of the disk is the Table of Content (TOC) field, followed by data field. Files are stored in data field contiguously, but there can be unused space between files. In the TOC field, there are limited chunks of file description entries, with each entry describing the name, start location and size of a file.

Pros and Cons

The main advantage of this implementation is simplicity. Whenever there is a new file created, a continuous space on disk is allocated for that file, which makes I/O (read and write) operations much faster.

However, this implementation also has many disadvantages. First of all, it has external fragmentation problem. Because only continuous space can be utilized, it may come to the situation that there is enough free space in sum, but none of the continuous space is large enough to hold the whole file. Second, once a file is created, it cannot be easily extended because the space after this file may already be occupied by another file. Third, there is no hierarchy of directories and no notion of file type.

- **External Fragmentation** - External fragmentation is the phenomenon in which free storage becomes divided into many small pieces over time. It occurs when an application allocates and deallocates regions of storage of varying sizes, and the allocation algorithm responds by leaving the allocated and deallocated regions interspersed. The result is that although free storage is available, it is effectively unusable because it is divided into pieces that are too small to satisfy the demands of the application.

- **Internal Fragmentation** - Internal fragmentation is the space wasted inside of allocated memory blocks because of the restriction on the minimum allowed size of allocated blocks.
- **FAT** - In FAT, the disk space is still viewed as an array. The very first field of the disk is the boot sector, which contains essential information to boot the computer. A super block, which is fixed sized and contains the metadata of the file system, sits just after the boot sector. It is immediately followed by a **file allocation table** (FAT). The last section of the disk space is the data section, consisting of small blocks with size of 4 KiB.

In FAT, a file is viewed as a linked list of data blocks. Instead of having a “next block pointer” in each data block to make up the linked list, FAT stores these pointers in the entries of the file allocation table, so that the data blocks can contain 100% data. There is a 1-to-1 correspondence between FAT entries and data blocks. Each FAT entry stores a data block index. Their meaning is interpreted as:

If $N > 0$, N is the index of next block

If $N = 0$, it means that this is the end of a file

If $N = -1$, it means this block is free

Thus, a file can be stored in a non-continuous pattern in FAT. The maximum internal fragmentation equals to 4095 bytes (4K bytes - 1 byte).

Directory in the FAT is a file that contains directory entries. The format of directory entries look as follows:

Name — Attributes — Index of 1st block — Size

Pros and Cons

Now we have a review of the pros and cons about FAT. Readers will find most of the following features have been already talked about above. So we only give a very simple list of these features.

Pros: no external fragmentation, can grow file size, has hierarchy of directories

Cons: no pre-allocation, disk space allocation is not contiguous (accordingly read and write operations will slow), assume File Allocation Table fits in RAM. Otherwise lseek and extending a file would take intolerably long time due to frequent memory operation.

- **Queuing Theory** Here are some useful symbols: (both the symbols used in lecture and in the book are listed)
 - μ is the average service rate (jobs per second)
 - T_{ser} or S is the average service time, so $T_{ser} = \frac{1}{\mu}$
 - λ is the average arrival rate (jobs per second)
 - U or u or ρ is the utilization (fraction from 0 to 1), so $U = \frac{\lambda}{\mu} = \lambda S$
 - T_q or W is the average queuing time (aka waiting time) which is how much time a task needs to wait before getting serviced (it does not include the time needed to actually perform the task)
 - T_{sys} or R is the response time, and it's equal to $T_q + T_{ser}$ or $W + S$
 - L_q or Q is the average length of the queue, and it's equal to λT_q (this is Little's law)

3 Problems

3.1 FAT

What does it mean to format a FAT file system? Approximately how many bytes of data need to be written in order to format a 2GiB flash drive (with 4KiB blocks and a FAT entry size of 4 bytes) using the FAT file system?


Your friend (who has never taken an Operating Systems class) wants to format their external hard drive with the FAT32 file system. The external hard drive will be used to share home videos with your friend's family. Give one reason why FAT32 might be the right choice. Then, give one reason why your friend should consider other options.

Explain how an operating system reads a file like "D:\My Files\Video.mp4" from a FAT volume (from a software point of view).

Compare bitmap-based allocation of blocks on disk with a free block list.

3.2 Queuing Theory


Explain intuitively why response time is nonlinear with utilization. Draw a plot of utilization (x axis) vs response time (y axis) and label the endpoints on the x axis.



If 50 jobs arrive at a system every second and the average response time for any particular job is 100ms, how many jobs are in the system (either queued or being serviced) on average at a particular moment? Which law describes this relationship?




Is it better to have N queues, each of which is serviced at the rate of 1 job per second, or 1 queue that is serviced at the rate of N jobs per second? Give reasons to justify your answer.



What is the average queuing time for a work queue with 1 server, average arrival rate of λ , average service time S , and squared coefficient of variation of service time \mathbf{C} ?



What does it mean if $\mathbf{C} = 0$? What does it mean if $\mathbf{C} = 1$?



3.3 Tying it all together

Assume that you have a disk with the following parameters:

- 1TB in size
- 6000RPM
- Data transfer rate of 4MB/s (4×10^6 bytes/sec)
- Average seek time of 3ms
- I/O controller with 1ms of controller delay
- Block size of 4000 bytes

What is the average rotational delay?

What is the average time it takes to read 1 random block? Assume no queuing delay.

Will the actual measured average time to read a block from disk (excluding queuing delay) tend to be lower, equal, or higher than this? Why?

Assume that the average I/O operations per second demanded is 50 IOPS. Assume a squared coefficient of variation of $C = 1.5$. What is the average queuing time and the average queue length?