

# Section 5: Synchronization and Scheduling

September 19, 2015

## Contents

<b>1</b>	<b>Warmup</b>	<b>2</b>
1.1	Hello World . . . . .	2
<b>2</b>	<b>Vocabulary</b>	<b>2</b>
<b>3</b>	<b>Problems</b>	<b>3</b>
3.1	Hello Word Continued . . . . .	3
3.2	Spot the Problem . . . . .	4
3.3	Baking with Condition Variables . . . . .	4
3.4	These Are The Locks You're Looking For . . . . .	8
3.5	Only A Sith Deals In Absolute Conditions . . . . .	10
3.6	Life Ain't Fair . . . . .	11
3.7	All Threads Must Die . . . . .	14

# 1 Warmup

## 1.1 Hello World

Will this code compile/run?

Why or why not?

```
pthread_mutex_t lock;
pthread_cond_t cv;
int hello = 0;

void print_hello() {
    hello += 1;
    printf("First line (hello=%d)\n", hello);
    pthread_cond_signal(&cv);
    pthread_exit(0);
}

void main() {
    pthread_t thread;
    pthread_create(&thread, NULL, (void *) &print_hello, NULL);
    while (hello < 1) {
        pthread_cond_wait(&cv, &lock);
    }
    printf("Second line (hello=%d)\n", hello);
}
```

## 2 Vocabulary

- **Lock** - Synchronization variables that provide mutual exclusion. Threads may acquire or release a lock. Only one thread may hold a lock at a time. If a thread attempts to acquire a lock that is held by some other thread, it will block at that line of code until the lock is released and it successfully acquires it. Implementations can vary.
- **Scheduler** - Routine in the kernel that picks which thread to run next given a vacant CPU and a ready queue of unblocked threads. See `next_thread_to_run()` in Pintos.
- **Priority Inversion** - If a higher priority thread is blocking on a resource (a lock, as far as you're concerned but it could be the Disk or other I/O device in practice) that a lower priority thread holds exclusive access to, the priorities are said to be inverted. The higher priority thread cannot continue until the lower priority thread releases the resource. This can be amended by implementing priority donation.
- **Priority Donation** - If a thread attempts to acquire a resource (lock) that is currently being held, it donates its effective priority to the holder of that resource. This must be done recursively until a thread holding no locks is found, even if the current thread has a lower priority than the current resource holder. (Think about what would happen if you didn't do this and a third thread with higher priority than either of the two current ones donates to the original donor.) Each thread's effective priority becomes the max of all donated priorities and its original priority.

- **Condition Variable** - A synchronization variable that provides serialization (ensuring that events occur in a certain order). A condition variable is associated with:
  - a lock (a condition variable + its lock are known together as a **monitor**)
  - some boolean condition (e.g. `hello < 1`)
  - a queue of threads waiting for the condition to be true

In order to access any CV functions **OR** to change the truthfulness of the condition, a thread must/should hold the lock. Condition variables offer the following methods:

- **cv\_wait(cv, lock)** - Atomically unlocks the lock, adds the current thread to **cv**'s thread queue, and puts this thread to sleep.
- **cv\_notify(cv)** - Removes one thread from **cv**'s queue, and puts it in the ready state.
- **cv\_broadcast(cv)** - Removes all threads from **cv**'s queue, and puts them all in the ready state.

When a **wait()**ing thread is notified and put back in the ready state, it also re-acquires the lock before the **wait()** function returns.

When a thread runs code that may potentially make the condition true, it should acquire the lock, modify the condition however it needs to, call **notify()** or **broadcast()** on the condition's CV, so waiting threads can be notified, and finally release the lock.

Why do we need a lock anyway? Well, consider a race condition where thread 1 evaluates the condition *C* as false, then thread 2 makes condition *C* true and calls **cv.notify**, then 1 calls **cv.wait** and goes to sleep. Thread 1 might never wake up, since it went to sleep too late.

- **Hoare Semantics** - (In terms of condition variable) Wake a blocked thread when the condition is true and transfer control of the CPU and ownership of the lock to that thread immediately. This is difficult to implement in practice and generally not used despite being conceptually easier to deal with.
- **Mesa Semantics** - (In terms of condition variable) Wake a blocked thread when the condition is true, with no guarantee that the thread will execute immediately. The newly woken thread simply gets put on the ready queue and is subject to the same scheduling mechanisms as any other thread. The implication of this is that **you must check the condition with a while loop instead of an if statement because it is possible for the condition to change to false between the time the thread was unblocked and the time it takes over the CPU.**

## 3 Problems

### 3.1 Hello Word Continued

Add in the necessary code to the warmup to make it work correctly.

### 3.2 Spot the Problem

What is wrong with this code?

```
pthread_mutex_t lock;
pthread_cond_t cv;
int n = 3;
void counter() {
    pthread_mutex_lock(&lock);
```

```

    for (n = 3; n > 0; n--)
        printf("%d\n", n);
    pthread_cond_signal(&cv);
    pthread_mutex_unlock(&lock);
}
void announcer() {
    while (n != 0) {
        pthread_mutex_lock(&lock);
        pthread_cond_wait(&cv, &lock);
        pthread_mutex_unlock(&lock);
    }
    printf("BLAST OFF!\n");
}

```

### 3.3 Baking with Condition Variables

A number of people are trying to bake cakes. Unfortunately, they each know only one skill, so they need to all work together to bake cakes. Use independent threads (one person is one thread) which communicate through condition variables to solve the problem. A skeleton has been provided, fill in the blanks to make the implementation work.

A cake requires:

- 1 cake batter
- 2 eggs

Instructions:

1. Add ingredients to bowl
2. Heat bowl (it's oven-safe)
3. Eat the cake, clean out the bowl, and go back to step 1

Requirements:

- Don't start heating the cake in the oven unless there are exactly the right number of ingredients in the bowl.
- Don't add raw ingredients to a currently-baking cake or a finished cake.
- Don't eat the cake unless it's done baking.
- Given enough time, the code should bake an unbounded number of cakes, and should never stop.

```

int numBatterInBowl = 0;
int numEggInBowl = 0;
bool readyToEat = false;
pthread_mutex_t lock;
pthread_cond_t needIngredients;
pthread_cond_t readyToBake;
pthread_cond_t startEating;

void batterAdder()

```

```

{
  pthread_mutex_lock(&lock);
  while (1) {

    ----- {

    -----
  }
  addBatter(); // Sets numBatterInBowl += 1

  -----
}
}

void eggBreaker()
{
  pthread_mutex_lock(&lock);
  while (1) {

    ----- {

    -----
  }
  addEgg(); // Sets numEggInBowl += 1

  -----
}
}

void bowlHeater()
{
  pthread_mutex_lock(&lock);
  while (1) {

    ----- {

    -----
  }
  heatBowl(); // Sets readyToEat = true, numBatterInBowl = 0, numEggInBowl = 0

  -----
}
}

void cakeEater()
{
  pthread_mutex_lock(&lock);
  while (1) {

    ----- {

```

```

    -----
    }
    eatCake(); // Sets readyToEat = false and cleans the bowl for another cake

    -----
    }
}

int main(int argc, char *argv[])
{
    // Initialize mutex and condition variables
    // Start threads: 1 batterAdder, 2 eggBreakers, 1 bowlHeater, and 1 cakeEater
    // main() sleeps forever

```

### 3.4 These Are The Locks You're Looking For

What does C print in the following code? You may not assume anything about the scheduler other than that it behaves with Mesa semantics. (i.e. could be RR, FIFO, priority) In general, user programs should not depend on the scheduler and should run correctly regardless of the scheduler used.

```


int ben = 0;

void main() {
    pthread_t thread;
    pthread_create(&thread, NULL, &helper, NULL);
    pthread_yield();
    if (ben==1) printf("These are not the droids you are looking for. ben = %d\n", ben);
    else printf("These are the droids you are looking for! ben = %d\n", ben);
    exit(0);
}

void *helper(void* arg) {
    ben+=1;
    pthread_exit(0);
}

```

Declare a lock and use it to guarantee the print message of this program. Pseudocode is fine.



Suppose we did the following instead to attempt to force serialization. What will this program print? Does it add any extra synchronization protection?

```
int ben = 0;

void main() {
    //INTR_DISABLE()
    pthread_t thread;
    pthread_create(&thread, NULL, &helper, NULL);
    pthread_yield();
    if (ben==1) printf("These are not the droids you are looking for.\n");
    else printf("These are the droids you are looking for!\n");
    //INTR_ENABLE()
    exit(0);
}

void *helper(void* arg) {
    ben+=1;
    pthread_exit(0);
}
```




### 3.5 Only A Sith Deals In Absolute Conditions

Consider the same block of code. How do you ensure that you always print out the canonically correct line? Assume the scheduler behaves with Mesa semantics. (Pseudocode is OK) You may only add lines, so the trivial answer of not checking the value of ben before printing is not correct.

```
int ben = 0;

void main() {
    pthread_t thread;
    pthread_create(&thread, NULL, &helper, NULL);
    pthread_yield();
    if (ben==1) printf("These are not the droids you are looking for.\n");
    else printf("These are the droids you are looking for!\n");
    exit(0);
}

void *helper(void* arg) {
    ben+=1;
    pthread_exit(0);
}
```





### 3.6 Life Ain't Fair

Suppose the following threads denoted by `THREADNAME : PRIORITY` pairs arrive in the ready queue at the clock ticks shown. Assume all threads arrive unblocked and that each takes 5 clock ticks to finish executing. Assume threads arrive in the queue at the beginning of the time slices shown and are ready to be scheduled in that same clock tick. (This means you update the ready queue with the arrival before you schedule/execute that clock tick.) Assume you only have one physical CPU.

```

0  Roger : 7
1
2  Jackson : 1
3  Andrew: 3
4
5  Aleks : 5
6
7  Will: 11
8
9  Alec: 14

```

Determine the order and time allocations of execution for the following scheduler scenarios:

- Round Robin with time slice 3
- Shortest Time Remaining First (SRTF/SJF) WITH preemptions
- Preemptive priority (higher is more important)

Write answers in the form of vertical columns with one name per row, each denoting one clock tick of execution. For example, allowing Roger 3 units at first looks like:

```

0  Roger
1  Roger
2  Roger

```

It will probably help you to draw a diagram of the ready queue at each tick for this problem.

### 3.7 All Threads Must Die

You have three threads with the associated priorities shown below. They each run the functions with their respective names. Assume upon execution all threads are initially unblocked and begin at the top of their code blocks. The operating system runs with a preemptive priority scheduler. You may assume that `set_priority` commands are atomic.

Tyrion : 4  
Ned: 5  
Gandalf: 11

Note: The following uses references to Pintos locks and data structures.


```
struct list braceYourself; // pintos list. Assume it's already initialized and populated.
struct lock midTerm;      // pintos lock. Already initialized.
struct lock isComing;
```

```
void tyrion(){
    thread_set_priority(12);
    lock_acquire(&midTerm);
    lock_release(&midTerm);
    thread_exit();
}

void ned(){
    lock_acquire(&midTerm);
    lock_acquire(&isComing);
    list_remove(list_head(braceYourself));
    lock_release(&midTerm);
    lock_release(&isComing);
    thread_exit();
}

void gandalf(){
    lock_acquire(&isComing);
    thread_set_priority(3);
    while (thread_get_priority() < 11) {
        printf("YOU .. SHALL NOT .. PAAASS!!!!!!");
        timer_sleep(20);
    }
    lock_release(&isComing);
    thread_exit();
}
```

What is the output of this program when there is no priority donation? Trace the program execution and number the lines in the order in which they are executed.



What is the output and order of line execution if priority donation was implemented? Draw a diagram of the three threads and two locks that shows how you would use data structures and struct members (variables and pointers, etc) to implement priority donation for this example.

