
2 Discrete Mathematics

Program file for this chapter: `math`

Computer scientists often use mathematics as a tool in their work, but the mathematical problems that arise in computer science are of a special kind. Consider these examples:

Suppose you have a nondeterministic FSM with five states and you want to convert it to a deterministic one. What is the largest number of states that might be required for the new machine? Well, each state of the new machine corresponds to some *combination* of states of the old one, because the conversion works by finding multiple transitions (from some state via the same input character to multiple states) and creating a new state that combines all those resulting states. How many such combinations are possible? In other words, how many *subsets* does a five-element set have? The answer is 2^5 or 32 states. (31, really, because one of those is the empty subset and that will never be used.)

Suppose you want to write a program to translate telephone numbers into letters. A telephone number has seven digits, each of which corresponds to three letters. How many different strings of letters are possible? Well, there are three choices for the first digit, times three for the second, and so on...

These are typical of the kinds of mathematics problems that a computer scientist confronts in that they are *counting* problems—ones that involve integers. Another relevant kind of problem is the *logic* problem, in which the values under consideration are just `true` and `false`. These areas of mathematics are quite different from what is studied in the usual high school and college math courses: algebra, geometry, trig, calculus, differential equations. Those courses deal with *measurement* problems, in which the answer can be any number, including a fraction or an irrational number. This conventional mathematics curriculum, studying *continuous* functions, is dictated by the needs of physics and the physics-based engineering subjects. Computer scientists need a different kind of math, called *discrete* mathematics. (“Discrete” is the opposite of “continuous” and is not the same word as its homonym “discreet” meaning tactful.)

Propositional Logic

You already know that what in Logo is called an *operation* is the computer programming version of a mathematical *function*. The inputs and outputs of Logo operations may be numbers, or they may be other kinds of words or lists. In ordinary algebra the functions we use have numeric values. Certain Logo operations are identical to the ones used in algebra: `sin :x` is $\sin(x)$ and `sqrt :x` is \sqrt{x} . On the other hand, there is nothing in ordinary school mathematics quite like `first` or `sentence`. You may have been taught to use the word “function” only when you see a notation like $f(x)$, but in fact the ordinary arithmetic operations are functions, too. The addition in $a + b$ is a function with two arguments, just like `sum :a :b` in Logo.

In Logo there are also operations whose inputs and outputs are the words `true` and `false`. The primitive operations in this category are `and`, `or`, and `not`. Just as algebra deals with numeric functions, *logic* is the branch of mathematics that deals with these *truth-valued* functions. Instead of numbers, these functions combine *propositions*: statements that may be true or false. A Logo expression like `:x=0` represents a proposition. “Abraham Lincoln was the King of England” is a proposition; it happens to be false, but it’s a perfectly valid one because it asserts something that’s either true or false. “It will rain in Boston tomorrow” is a proposition whose truth value we don’t know yet. “Chinese food is better than French food” is an example of a sentence whose validity as a proposition is open to question. If I say that, I’m expressing my personal taste, not an objective statement that could be proven true or false.*

Logical functions combine *simple* propositions into *compound* propositions. For example, “Either Abraham Lincoln was the King of England or he was the President of the United States” is a compound proposition. It’s true even though one of the simple propositions within it is false. Just as in algebra we use letters like x to represent numbers and expressions like $x + y$ to indicate the use of functions to combine numbers, in logic we use letters to represent propositions and there are function symbols for the logical functions. If p is the proposition “Abraham Lincoln was the King of England,” and q is the proposition “Abraham Lincoln was the President of the United States,” then the expression $p \vee q$ represents the compound proposition above. The symbol \vee represents the *or* function; \wedge represents *and*; \neg and \sim are alternative representations for *not*. The symbol \rightarrow represents “implies”; it turns out that $p \rightarrow q$ is equivalent to $\neg p \vee q$; in other words, the value of the function is true if either the “if” part is *false* or the “then” part is

* On the other hand, “The Beatles are better than Led Zeppelin” is a perfectly valid, obviously true proposition.

true. An example of the former is the classic “If wishes were horses then beggars would ride.”

(Don’t confuse the \rightarrow function with the Logo `if` command. The latter isn’t a function (an operation), but a command. It tells Logo to take some *action* if a given condition is met. The operation

```
to implies :p :q
output or (not :p) :q
end
```

is the Logo equivalent of the \rightarrow function in logic.)

The most important use of logic in mathematics is in understanding the idea of *proof*. What is a valid reason for claiming that some proposition has been proven true? Many people come across the idea of proof for the first and last time in high school geometry. We are asked to prove some proposition like “the sum of the interior angles of a triangle is 180° .” For each step in the proof we must give a *reason* such as “things equal to the same thing are equal to each other.”

In logic there are certain rules that allow us to infer one proposition from one or more previously known propositions. These rules correspond roughly to the “reasons” in a geometry proof. They are called *rules of inference*. You use rules of inference informally all the time, whenever you try to convince someone of something by reasoning. “Is Jay here?” “Yes.” “How do you know?” “I saw his car in the driveway, and if his car is here, he must be here too.”

Suppose we use the letter p to represent the proposition “Jay’s car is here” and the letter q to represent “Jay is here.” Then the reasoning quoted in the last paragraph says “ p is true and $p \rightarrow q$ is true, so q must be true.” (“ $p \rightarrow q$ ” is the proposition “If Jay’s car is here, he must be here too.”) The fact that p and $p \rightarrow q$ allow us to infer q is a rule of inference. (Of course the rule doesn’t tell us about the truth of its component propositions. We have to determine that by some means outside of logic, such as observation of the world. I had to *see* Jay’s car in the driveway to know that p is true.)

An Inference System

What does all this have to do with computer science? One application of logic is in *inference systems*: programs that deduce propositions from other ones. Such systems are important both in business applications where large data bases are used and in artificial

intelligence programs that try to answer questions based on information implied by some text but not explicit in the text.

In this section I'll show you a special-purpose inference system that solves logic problems. Logic problems are the ones in which you're given certain propositions and asked to deduce others. Mr. Smith lives next to the carpenter; John likes classical music; who lives in the yellow house? Here is a typical problem taken from *Mind Benders*, Book B-2, by Anita Harnadek.

A cub reporter interviewed four people. He was very careless, however. Each statement he wrote was half right and half wrong. He went back and interviewed the people again. And again, each statement he wrote was half right and half wrong. From the information below, can you straighten out the mess?

The first names were Jane, Larry, Opal, and Perry. The last names were Irving, King, Mendle, and Nathan. The ages were 32, 38, 45, and 55. The occupations were drafter, pilot, police sergeant, and test car driver.

On the first interview, he wrote these statements, one from each person:

1. Jane: "My name is Irving, and I'm 45."
2. King: "I'm Perry and I drive test cars."
3. Larry: "I'm a police sergeant and I'm 45."
4. Nathan: "I'm a drafter, and I'm 38."

On the second interview, he wrote these statements, one from each person:

5. Mendle: "I'm a pilot, and my name is Larry."
6. Jane: "I'm a pilot, and I'm 45."
7. Opal: "I'm 55 and I drive test cars."
8. Nathan: "I'm 38 and I drive test cars."

The chart provided with the problem is a guide to its solution. Each square in the chart represents a proposition. For example, the box where the "Larry" row meets the "pilot" column represents the proposition "Larry is the pilot." In solving the problem, you can put marks in the boxes to indicate what you know about the propositions. The status of a proposition need not be only true or false. Initially the status of each proposition is *unknown*; we have no idea whether it's true or false. The structure of this particular problem also allows the status of a proposition to be that it is linked with another proposition in an *exclusive-or* relationship; that is, if one of the linked propositions turns out to be true, then the other must be false, and vice versa. You can use whatever notation

	Irving	King	Mendle	Nathan	draft	pol ser	pilot	test dr	32	38	45	55
Jane												
Larry												
Perry												
Opal												
draft												
pol ser												
pilot												
test dr												
32												
38												
45												
55												

you find convenient to express these possibilities. After experimenting with T and F and with check marks and crosses, I found that circles for true propositions and crosses for false ones made it easiest for me to see quickly the pattern of known truths. For the linked propositions, I used the statement numbers (1 to 8) in the boxes; two boxes with the same number represent linked statements.

You should probably solve this problem by hand before we go on to discuss the computer solution. Stop reading now and work on the problem if you want to do it without any hints from me.

Let me introduce a little new terminology to help in the following discussion. I'll call something like "last name" or "occupation" a *category*; something like "Mendle" or "pilot" I'll call an *individual*. As I'm using this terminology, "Mendle" and "pilot" are two different individuals even if they turn out, when we solve the problem, to be the same person.

It's important that each group of four statements contains one from each person, because the names of the speakers include first and last names. That is, from the first group of statements we know that Jane, King, Larry, and Nathan are four distinct people. This falsifies such propositions as "Jane is King." After noting the first group of statements my chart looks like this:

	Irving	King	Mendle	Nathan	draft	pol ser	pilot	test dr	32	38	45	55
Jane	—	X		X							—	
Larry		X		X		⊖					⊖	
Perry		2										
Opal												
draft				4								
pol ser												
pilot												
test dr		2										
32												
38				4								
45												
55												

From the second group of statements we learn that Mendle, Jane, Opal, and Nathan are all distinct people. When I marked an X in the “Jane is Mendle” box, I noticed that all but one last name for Jane had been eliminated. I therefore put a circle in the “Jane is Irving” box. This illustrates a special rule of inference for problems of this kind: If, for a given individual x , all but one proposition “ x is y ” have been falsified for a certain *category* of y individuals, then the remaining proposition in that category must be true. (The reason I’m going through this analysis is that the rules of inference I discover while working the problem by hand are going to end up in the design of the computer program.) I’m going to call this the *elimination* rule.

Since Jane is Irving, nobody else can be Irving. This falsifies three propositions whose status was formerly unknown: “Larry is Irving,” “Opal is Irving,” and “Perry is Irving.” (The truth of “Jane is Irving” would also falsify “Jane is King” and so on, but we already knew those to be false.) The general rule is that if “ x is y ” is true then “ x is z ” must be false for all other z in the same category as y , and likewise “ w is y ” is false for all other w in the same category as x . I’ll call this the *uniqueness* rule.

The proposition “Jane is Irving” was linked with the proposition “Jane is 45” earlier. That latter proposition must therefore be false. This is another rule of inference, the *link falsification* rule. There is also a *link verification* rule that comes into play when a linked proposition is found to be false; the other linked proposition must then be true.

Since we know that “Jane is 45” is false, and that “Jane is Irving” is true, it follows that “Irving is 45” must be false. The general rule is that if “ x is y ” is true and “ x is z ” is false, then “ y is z ” must also be false. Similarly, if “ x is y ” is true and “ x is z ” is true, then “ y is z ” must be true. I’ll call these the *transitive* rules.

You should be following along with your own copy of the chart. By the elimination rule, “Opal is King” must be true. Then, by the uniqueness rule, “Perry is King” is false. Then, by the link verification rule, “King is test driver” must be true. By the transitive rule, “Opal is test driver” is true also. Here is my chart after making all possible deductions from the fact that Mendle, Jane, Opal, and Nathan are distinct people:

	Irving	King	Mendle	Nathan	draft	pol ser	pilot	test dr	32	38	45	55
Jane	○	×	×	×				×			×	
Larry	×	×	○	×		5		×			5	
Perry	×	×	×	○				×				
Opal	×	○	×	×	×	×	×	○				
draft		×		4								
pol ser		×										
pilot		×										
test dr	×	○	×	×								
32												
38				4								
45	×											
55												

Looking at statement number 5, we see that “Mendle is pilot” is linked to “Mendle is Larry.” But we already know that the latter is true, so the former must be false. We can just put an X in that box and not bother marking the number 5 anywhere. The same is true for statements 6 and 7; my chart after statement 7 is on the next page. I haven’t marked anything in the age vs. occupation section of the chart, even though I can deduce some propositions for that section. For example, I know that “Jane is pilot” is true and that “Jane is 45” is false. By the transitive rule, “pilot is 45” must be false. I just haven’t bothered making *all* possible deductions; I can always fill in that section of the chart if I get to the end of the problem and still don’t know who’s who.

	Irving	King	Mendle	Nathan	draft	pol ser	pilot	test dr	32	38	45	55
Jane	<input type="radio"/>	<input checked="" type="checkbox"/>	<input checked="" type="checkbox"/>	<input checked="" type="checkbox"/>	<input checked="" type="checkbox"/>	<input checked="" type="checkbox"/>	<input type="radio"/>	<input checked="" type="checkbox"/>			<input checked="" type="checkbox"/>	
Larry	<input checked="" type="checkbox"/>	<input checked="" type="checkbox"/>	<input type="radio"/>	<input checked="" type="checkbox"/>		<input checked="" type="checkbox"/>	<input checked="" type="checkbox"/>	<input checked="" type="checkbox"/>			<input checked="" type="checkbox"/>	
Perry	<input checked="" type="checkbox"/>	<input checked="" type="checkbox"/>	<input checked="" type="checkbox"/>	<input type="radio"/>			<input checked="" type="checkbox"/>	<input checked="" type="checkbox"/>				
Opal	<input checked="" type="checkbox"/>	<input type="radio"/>	<input checked="" type="checkbox"/>	<input checked="" type="checkbox"/>	<input checked="" type="checkbox"/>	<input checked="" type="checkbox"/>	<input checked="" type="checkbox"/>	<input type="radio"/>				<input checked="" type="checkbox"/>
draft	<input checked="" type="checkbox"/>	<input checked="" type="checkbox"/>		4								
pol ser	<input checked="" type="checkbox"/>	<input checked="" type="checkbox"/>										
pilot	<input type="radio"/>	<input checked="" type="checkbox"/>	<input checked="" type="checkbox"/>	<input checked="" type="checkbox"/>								
test dr	<input checked="" type="checkbox"/>	<input type="radio"/>	<input checked="" type="checkbox"/>	<input checked="" type="checkbox"/>								
32												
38				4								
45	<input checked="" type="checkbox"/>											
55		<input checked="" type="checkbox"/>										

Before dealing with the final statement we know all the pairings of first and last names, but we don't know any ages and we only know half the jobs. The last statement lets loose a flurry of deductions. The critical one is that if Nathan is 38, he or she (Perry is an ambiguous first name) can't be the drafter because of the link from statement 4. Here is my final chart:

	Irving	King	Mendle	Nathan	draft	pol ser	pilot	test dr	32	38	45	55
Jane	<input type="radio"/>	<input checked="" type="checkbox"/>	<input checked="" type="checkbox"/>	<input checked="" type="checkbox"/>	<input checked="" type="checkbox"/>	<input checked="" type="checkbox"/>	<input type="radio"/>	<input checked="" type="checkbox"/>	<input checked="" type="checkbox"/>	<input checked="" type="checkbox"/>	<input checked="" type="checkbox"/>	<input type="radio"/>
Larry	<input checked="" type="checkbox"/>	<input checked="" type="checkbox"/>	<input type="radio"/>	<input checked="" type="checkbox"/>	<input type="radio"/>	<input checked="" type="checkbox"/>	<input checked="" type="checkbox"/>	<input checked="" type="checkbox"/>	<input checked="" type="checkbox"/>	<input checked="" type="checkbox"/>	<input type="radio"/>	<input checked="" type="checkbox"/>
Perry	<input checked="" type="checkbox"/>	<input checked="" type="checkbox"/>	<input checked="" type="checkbox"/>	<input type="radio"/>	<input checked="" type="checkbox"/>	<input type="radio"/>	<input checked="" type="checkbox"/>	<input checked="" type="checkbox"/>	<input checked="" type="checkbox"/>	<input type="radio"/>	<input checked="" type="checkbox"/>	<input checked="" type="checkbox"/>
Opal	<input checked="" type="checkbox"/>	<input type="radio"/>	<input checked="" type="checkbox"/>	<input checked="" type="checkbox"/>	<input checked="" type="checkbox"/>	<input checked="" type="checkbox"/>	<input checked="" type="checkbox"/>	<input type="radio"/>	<input type="radio"/>	<input checked="" type="checkbox"/>	<input checked="" type="checkbox"/>	<input checked="" type="checkbox"/>
draft	<input checked="" type="checkbox"/>	<input checked="" type="checkbox"/>	<input type="radio"/>	<input checked="" type="checkbox"/>								
pol ser	<input checked="" type="checkbox"/>	<input checked="" type="checkbox"/>	<input checked="" type="checkbox"/>	<input type="radio"/>								
pilot	<input type="radio"/>	<input checked="" type="checkbox"/>	<input checked="" type="checkbox"/>	<input checked="" type="checkbox"/>								
test dr	<input checked="" type="checkbox"/>	<input type="radio"/>	<input checked="" type="checkbox"/>	<input checked="" type="checkbox"/>								
32												
38				<input type="radio"/>								
45	<input checked="" type="checkbox"/>		<input type="radio"/>									
55		<input checked="" type="checkbox"/>										

Once it was clear that I was in the final steps of the solution, I didn't bother maintaining the age vs. last name section. The results can be found by reading just the three sections at the top; for example, Jane is Irving, the pilot, and 55.

Problems with Ordering

The elimination, uniqueness, and transitive rules are useful in just about all logic problems, but the link falsification and link verification rules depend on this specific problem's gimmick that we are given pairs of propositions and told that exactly one of them is true. To solve other problems, a more flexible kind of linkage is needed; we must be able to say "if p is true, then q is true also" or "if p is false, then q must be true," and so on.

A very common kind of linkage is an *ordering*, in which we are told a sequence of events, or a row of houses on a street, for example. In the cub reporter problem, the ages form an ordering, but aren't used as such—that is, the problem doesn't include clues such as "the test driver is younger than Jane." Suppose we did see that clue; what could we conclude from it? Certain propositions would be settled for sure:

- The test driver must not be Jane.
- The test driver isn't the oldest age (55).
- Jane isn't the youngest age (32).

Other propositions would be linked by *implications*:

- **If** Jane is 38, **then** the driver is 32.
- **If** Jane is 45, **then** the driver is 32 or 38.

and so on. (Actually, the second of these isn't directly representable on the chart, because there's no notation for a single proposition with two alternatives, like "32 or 38." So instead we'd represent this using propositions about what *can't* be true:

- **If** Jane is 45, **then** the driver is not 55.

We already know that the driver isn't Jane, so there's no need to record the implication that if Jane is 45 the driver isn't 45.)

Here is another problem, called "Forgetful Footes," by Diane C. Baldwin. It is taken from *The Dell Book of Logic Problems #4*.

The forgetful Foote family fairly flew from their flat up Fleet Street to the freeway for a fling in Florida. Before they passed five intersections, Felix

and the other four Footes found they each had forgotten something (including the food) and were forced back to their flat to fetch it. Each turnaround was made at a different street intersection, one of them at Field Street. From the following clues, can you figure out who forgot what and in what order, and find the order of the intersections on Fleet Street from the Foote's flat to the freeway?

1. The second turnaround began at the street following Flag Street and the street before Fred had to return to the flat.
2. The men were responsible for the return for the film, the turnaround at Fig Street, and the fifth trip back.
3. Fork Street followed the one where they returned to fetch the flashlight and preceded the one where a woman had them make their first turnaround.
4. The final trip back didn't begin at Frond Street, nor was it the one to fetch the fan.
5. Frank's forgetfulness turned them back one block and one return trip following Francine's.
6. One woman was the third to forget, while the other woman turned them back at Flag Street.
7. They returned for the fiddle just before the trip back that began at Frond Street and just following the one requested by Flo.

This problem includes *two* orderings. The order of the intersections with cross streets is not necessarily the same as the time order of the return trips. That is, the Footes might have gone four blocks before making their first turnaround, then gone only one block before the second return, and so on. In making a chart for this problem, I used the numbers 1–5 to represent the order of streets, and the ordinals 1st–5th to represent the time order of return trips. Clue 1, then, gives us this series of implications:

- **If** Flag Street is 1, **then** 2nd is 2.
- **If** Flag Street is 2, **then** 2nd is 3.
- **If** Flag Street is 3, **then** 2nd is 4.
- **If** 2nd is 2, **then** Flag Street is 1.
- **If** 2nd is 3, **then** Flag Street is 2.
- **If** 2nd is 4, **then** Flag Street is 3.
- **If** 2nd is 2, **then** Fred is 3.
- **If** 2nd is 3, **then** Fred is 4.
- **If** 2nd is 4, **then** Fred is 5.

- **If** Fred is 3, **then** 2nd is 2.
- **If** Fred is 3, **then** 2nd is 3.
- **If** Fred is 5, **then** 2nd is 4.

It may seem that there are some missing from this list. What if Flag Street is 4? But that can't happen (and I so marked the chart) because then 2nd would have to be 5, and that would make Fred 6, which is too far. But notice that we do have to include both directions of implication between any two propositions. The clue tells us that if Flag Street is 1, then 2nd is 2, and also that if 2nd is 2, then Flag Street is 1.

See if you can solve this problem, and then we'll talk about the Logo-based inference system.

Data Structure

In addition to the status of the “ x is y ” propositions, the program needs to keep track of the categories, like “first name,” and the individuals within each category. This information is needed for the sake of the elimination and uniqueness rules. I chose to have a global variable named `categories` containing (for the cub reporter problem) the list

```
[first last age job]
```

Each of the elements of that list is the name of a variable containing the individuals in that category; for example, `:age` is the list

```
[32 38 45 55]
```

The status of the “is” propositions is kept in property lists associated with the names of individuals. For example, to indicate that the proposition “Jane is King” is false, the program carries out these two instructions:

```
pprop "Jane "King "false
pprop "King "Jane "false
```

Both are necessary because we can't predict whether we're going to be figuring out something about Jane or something about King when we next need this information. Actually, the fact that the proposition is stored twice reflects another inference rule, one that's so obvious we don't think about it at all when solving these problems without using a computer: the *symmetric* rule says that if x is y , then y is x .

If a given property's value is the empty list, that means that the truth of the proposition is unknown. (Remember that Logo property lists give the empty list as the value of a property that you haven't defined explicitly, so I don't have to predefine all possible properties.) The word `true` means that the proposition is known to be true; the word `false` means that it's known to be false. If the proposition is linked to other propositions by implication, then the value of the property is a list containing four-element implication lists. The first member of each implication is `true` or `false` to indicate which value of this proposition implies something about the other proposition. The next two members are names of individuals, indicating which other proposition is determined by this one. The fourth member is again `true` or `false`, indicating whether that other proposition is implied to be true or implied to be false.

For example, the statement "My name is Irving, and I'm 45" attributed to Jane is stored as the following two implications:

- Under `Jane` and `Irving`, the list [`true Jane 45 false`].
- Under `Jane` and `45`, the list [`true Jane Irving false`].

Although the data structure as described so far contains all the necessary information, it turned out to be convenient to include some redundant forms of the same information. For example, the elimination rule and the uniqueness rule require the program to find all the *peers* of an individual—the other individuals in the same category. It would be possible to start with `:categories` and search for the known individual in a category list, but it was easier to give each individual a `category` property whose value is the name of the category to which it belongs.

Similarly, the transitive rule needs to know all of the propositions involving a particular individual that are known to be true, and all those that are known to be false. This information is implicit in the properties already described, but to simplify the program each individual has a `true` property whose value is a list of the other individuals known to be equal to this one, and a `false` property whose value is a list of the others known to be different from this one. For example, after processing statement 7 we know that Jane is Irving and that Jane is the pilot, but we don't know Jane's age. Therefore the property list for `Jane` has a property whose name is `true` and whose value is the list

```
[Irving pilot]
```

and one whose name is `false` and whose value is

```
[King Mendle Nathan drafter sergeant driver]
```

Finally, it turned out that at the end of the program, in order to print out the solutions, it was convenient to have, for each individual, properties with a category as the name and an individual in that category as the value. For example, since Jane's last name is Irving, Jane has a property whose name is `last` and whose value is `Irving`.

Program Structure: Recording Simple Propositions

I wanted to enter the problem as a series of assertions, each represented by a Logo instruction. That is, I wrote this procedure:

```
to cub.reporter
cleanup
category "first [Jane Larry Opal Perry]
category "last [Irving King Mendle Nathan]
category "age [32 38 45 55]
category "job [drafter pilot sergeant driver]
differ [Jane King Larry Nathan]
says "Jane "Irving 45
says "King "Perry "driver
says "Larry "sergeant 45
says "Nathan "drafter 38
differ [Mendle Jane Opal Nathan]
says "Mendle "pilot "Larry
says "Jane "pilot 45
says "Opal 55 "driver
says "Nathan 38 "driver
print []
solution
end
```

(The first instruction erases any old property lists left over from a previous logic problem; the last prints out the results.) I made `category`, `differ`, and `says` print out their inputs when invoked, so that you can watch the progress of the solution while it's being computed.

The procedures `differ` and `says` were designed to reflect the terms in which this problem is presented, rather than the internal workings of the inference system. That is, if you compare the problem statement with this procedure, it's easy to see which instructions represent which clues, even if you have no idea how the program will actually solve the problem! Our task is to implement `differ` and `says` using propositional logic.

There's an important difference between `differ` and `says`. `Differ` gives us direct information about the truth or falsehood of some simple propositions; specifically, we learn that several "x is y" propositions are false. `Says`, on the other hand, gives us no direct information about simple propositions; it tells us about implications linking two such propositions.

First let's consider how `differ` works. The instruction

```
differ [Jane King Larry Nathan]
```

tells us that Jane is not King, Jane is not Larry, Jane is not Nathan, King is not Larry, King is not Nathan, and Larry is not Nathan. In effect, `differ` will carry out the instructions

```
falsify "Jane "King
falsify "Jane "Larry
falsify "Jane "Nathan
falsify "King "Larry
falsify "King "Nathan
falsify "Larry "Nathan
```

There's no need to invoke `falsify` for the six cases with inputs in the opposite order (such as the proposition that King is not Jane) because, as we'll see, `falsify` knows about the symmetric rule and will record those automatically. By the way, some of these six are unnecessary because the two individuals have the same category and therefore couldn't possibly be the same, such as Jane and Larry, both first names. But `falsify` will catch these cases and return without doing anything.

Here's how `differ` actually carries out all those `falsify` instructions:

```
to differ :list
  print (list "differ :list)
  foreach :list [differ1 ? ?rest]
  end

to differ1 :a :them
  foreach :them [falsify :a ?]
  end
```

`Falsify`, and a similar procedure `verify` to assert the truth of a proposition, are implemented in terms of the central procedure about propositions, `settruth`:

```
to verify :a :b
  settruth :a :b "true
end
```

```

to falsify :a :b
settruth :a :b "false
end

```

`Settruth` takes three inputs, two individuals and a truth value. It records the truth or falsehood of the proposition that `:a` is `:b`, and uses the rules of inference I've described to derive other propositions when possible.

```

to settruth :a :b :truth.value
if equalp (gprop :a "category) (gprop :b "category) [stop]
localmake "oldvalue get :a :b
if equalp :oldvalue :truth.value [stop]
if equalp :oldvalue (not :truth.value) ~
  [(throw "error (sentence [inconsistency in settruth]
    :a :b :truth.value))]
print (list :a :b "-> :truth.value)
store :a :b :truth.value
settruth1 :a :b :truth.value
settruth1 :b :a :truth.value
if not emptyp :oldvalue ~
  [foreach (filter [equalp first ? :truth.value] :oldvalue)
    [apply "settruth butfirst ?]]
end

```

```

to settruth1 :a :b :truth.value
apply (word "find not :truth.value) (list :a :b)
foreach (gprop :a "true) [settruth ? :b :truth.value]
if :truth.value [foreach (gprop :a "false) [falsify ? :b]
  pprop :a (gprop :b "category) :b]
pprop :a :truth.value (fput :b gprop :a :truth.value)
end

```

If the two individuals are in the same category, `settruth` does nothing. This is to allow for cases such as the example

```
falsify "Jane "Larry
```

as explained earlier. If the individuals are in different categories, the next step is to find what information was previously available about this proposition. If it was already known to be true or false, and the truth value input in this call agrees with what was known, then the program has merely generated some redundant information and `settruth` stops. If the known value disagrees with the input value, then something is wrong; the program has proven two contradictory propositions. Generally this means that some clue has been represented incorrectly in the program.

If the proposition was not already known to be true or false, then we have some new information. After notifying the user by printing a message, `settruth` must store that fact. (Procedures `get` and `store` are an interface to the property list primitives that implement the symmetric rule.) The next step is to make any possible inferences using the elimination, uniqueness, and transitive rules; this is done separately for “:a is :b” and for “:b is :a” by two calls to the subprocedure `settruth1`.

`Settruth1` invokes either `findtrue` or `findfalse` depending on the truth value. Because of the `not` in the first instruction of `settruth1`, `findtrue` is called when we are falsifying a proposition, and vice versa. This makes sense because of the tasks of these procedures. If we are falsifying a proposition, then the elimination rule comes into play, and we try to find a true proposition. If we are verifying a proposition, then the uniqueness rule lets us find several false propositions on the same row or column of the chart. The next instructions in `settruth1` implement the transitive rule, looking at other individuals known to be the same as, or different from, :a. The last two instructions maintain the redundant information used for printing the results and for carrying out the transitive rule.

The final instruction in `settruth` deals with implications. If we already knew that $p \rightarrow q$ and now we’re learning that p is true, we can infer that q is true. (This is another rule of inference, which I’ll call the *implication* rule.)

Program Structure: Recording Implications

Speaking of implications, we can now explore how the `says` procedure produces and records implications. The instruction

```
says "Jane "Irving 45
```

establishes a relationship between the two propositions “Jane is Irving” and “Jane is 45.” The relationship is that exactly one of them must be true; the name for this is *exclusive or*.

```
to says :who :what1 :what2
  print (list "says :who :what1 :what2)
  xor :who :what1 :who :what2
end

to xor :who1 :what1 :who2 :what2
  implies :who1 :what1 "true :who2 :what2 "false
  implies :who1 :what1 "false :who2 :what2 "true
end
```


Says is a special case of **xor** (a common abbreviation for exclusive or) in which the two propositions are about a common individual, Jane in the example. The **xor** procedure establishes two implications, $p \rightarrow \neg q$ and $\neg p \rightarrow q$. In other words, if we learn that Jane is Irving, then we can infer that Jane is not 45; if we learn that Jane is not Irving, we can infer that Jane is 45. (These two implications are *not* equivalent to each other; in general, one might be true and the other false. But the exclusive or relationship means that both are true.)

The **implies** procedure takes six inputs. The first three are for one proposition and the others for the second proposition. For each proposition, two inputs are individuals (call them x and y) and the third is **true** or **false**. If **true**, then the proposition is “ x is y ”; if **false**, the proposition is “ x is not y .”

Yet another rule of inference comes into play here, the *contrapositive* rule. It says that if $p \rightarrow q$ is true, then so is $\neg q \rightarrow \neg p$. Although these two implications are mathematically equivalent, we must enter both of them into our data structure because we might happen to discover that $\neg q$ is true, and we’ll look for relevant implications filed under q rather than under p .

```
to implies :who1 :what1 :truth1 :who2 :what2 :truth2
implies1 :who1 :what1 :truth1 :who2 :what2 :truth2
implies1 :who2 :what2 (not :truth2) :who1 :what1 (not :truth1)
end
```

The first call to **implies1** stores the implication in the form given to us; the second call stores its contrapositive.

```
to implies1 :who1 :what1 :truth1 :who2 :what2 :truth2
localmake "old1 get :who1 :what1
if equalp :old1 :truth1 [settruth :who2 :what2 :truth2 stop]
if equalp :old1 (not :truth1) [stop]
if memberp (list :truth1 :who2 :what2 (not :truth2)) :old1 ~
  [settruth :who1 :what1 (not :truth1) stop]
if memberp (list :truth1 :what2 :who2 (not :truth2)) :old1 ~
  [settruth :who1 :what1 (not :truth1) stop]
store :who1 :what1 ~
  fput (list :truth1 :who2 :what2 :truth2) :old1
end
```

The first three instructions in **implies1** check for the case in which we are told that $p \rightarrow q$ but we already know either p or $\neg p$. If we already know p , then we can derive that q is true. There’s no need to store the implication, because it is already serving its purpose, which is to allow us to infer q . If we already know $\neg p$, then we can forget about

this implication, because it isn't going to do us any good. We can't infer anything about q from this situation.

The next two instructions check for the situation in which we are told $p \rightarrow q$ but we already know that $p \rightarrow \neg q$. In that case, p must not be true, because if it were, we could infer two contradictory conclusions. Therefore, we can falsify the proposition p .

Finally, if none of these conditions is met, we add this implication to the (possibly empty) list of already known implications about p .

Using Implications to Represent Orderings

For another example of implications at work, here's the Logo program for the Foote problem:

```
to foote.family
cleanup
category "when [1st 2nd 3rd 4th 5th]
category "name [Felix Fred Frank Francine Flo]
category "street [Field Flag Fig Fork Frond]
category "item [food film flashlight fan fiddle]
category "position [1 2 3 4 5]
print [Clue 1]
justbefore "Flag "2nd :position
justbefore "2nd "Fred :position
print [Clue 2]
male [film Fig 5th]
print [Clue 3]
justbefore "flashlight "Fork :position
justbefore "Fork "1st :position
female [1st]
print [Clue 4]
falsify "5th "Frond
falsify "5th "fan
print [Clue 5]
justbefore "Francine "Frank :position
justbefore "Francine "Frank :when
print [Clue 6]
female [3rd Flag]
print [Clue 7]
justbefore "fiddle "Frond :when
justbefore "Flo "fiddle :when
print []
solution
end
```

I've included `print` instructions to let the user know when the program reaches each of the seven numbered clues. Clue 4 tells us directly that two possible pairings of individuals are false, and the program reflects this with two invocations of `falsify`. But the other clues either tell us about the sex of the family members or tell us that certain individuals are next to each other in an ordering. The procedures `male`, `female`, and `justbefore` reflect the language of the problem in the same way that `says` reflected the language of the other problem.

```
to male :stuff
differ sentence :stuff [Francine Flo]
end

to female :stuff
differ sentence :stuff [Felix Fred Frank]
end
```

Needless to say, this implementation of `male` and `female` works only for this specific logic problem! It's tempting to try to use the more general category mechanism this way:

```
category "sex [male female]
verify "Francine "female
verify "Flo "female
verify "Felix "male
verify "Fred "male
verify "Frank "male
```

but unfortunately the structure of this inference system requires that each individual can only match one individual in another category; once we've verified that Francine is female, the uniqueness rule will deduce that Flo isn't female!

On the other hand, I've tried to write `justbefore` in a way that will work for future problems.

```
to justbefore :this :that :lineup
falsify :this :that
falsify :this last :lineup
falsify :that first :lineup
justbefore1 :this :that :lineup
end
```

```

to justbefore1 :this :that :slotlist
if emptyp butfirst :slotlist [stop]
equiv :this (first :slotlist) :that (first butfirst :slotlist)
justbefore1 :this :that (butfirst :slotlist)
end

```

```

to equiv :who1 :what1 :who2 :what2
implies :who1 :what1 "true :who2 :what2 "true
implies :who2 :what2 "true :who1 :what1 "true
end

```

The input named `lineup` is a list of individuals from an ordering, in the correct order. In this problem, it will be the list

```
[1 2 3 4 5]
```

if the clue is about street position, or

```
[1st 2nd 3rd 4th 5th]
```

if the clue is about the order of events in time. As I explained when talking about orderings earlier, the instruction

```
justbefore "Flag "2nd :position
```

results in falsifying some propositions:

```

falsify "Flag "2nd
falsify "Flag 5
falsify "2nd 1

```

and also asserts some implications:

```

implies "Flag 1 "true "2nd 2 "true
implies "2nd 2 "true "Flag 1 "true
implies "Flag 2 "true "2nd 3 "true
implies "2nd 3 "true "Flag 2 "true
implies "Flag 3 "true "2nd 4 "true
implies "2nd 4 "true "Flag 3 "true
implies "Flag 4 "true "2nd 5 "true
implies "2nd 5 "true "Flag 4 "true

```

Backtracking

This inference system can solve many logic problems, but sometimes it runs into trouble. I've already mentioned, while discussing the `male` and `female` procedures, that the program insists that each individual in a category must appear exactly once in the solution. Suppose you have a problem about five people living in five houses; they have five distinct first names, five last names, five occupations—but two of the houses are yellow. It's sometimes possible to get around this, but the technique is a little awkward. You can set up a category like this:

```
category "color [yellow1 yellow2 blue brown green]
```

then you find *one* clue that mentions a yellow house and use `yellow1` for that one:

```
verify "Fred "yellow1
```

but for any other mention of something being yellow in the problem, you represent that by saying that the individual is *not* one of the other colors:

```
differ "architect [blue brown green]
```

You never explicitly mention `yellow2` except in setting up the category.

That technique works if you know that yellow is the color that appears twice. What if the problem tells you only that there are five houses and four colors? Or what if some individuals are *not* in the solution? For example, a problem might discuss the activities of five people, each doing something on a different day of the week, but you don't know until you solve the problem which of the seven weekdays are involved.

An entirely different approach to solving logic problems by computer is *backtracking*. Instead of starting from the clues and making deductions, a program can start by making arbitrary guesses about who goes with what, and then use the clues to look for contradictions. If a contradiction is found, the program systematically makes a different guess until every possible arrangement has been tried. (Presumably before every possibility has been tried, one of them will *not* lead to a contradiction, and that's the solution.)

In practice, backtracking is a more flexible technique than the inference system I wrote, because it's easy to let a backtracking program try multiple appearances of an individual if the problem allows that. But I thought the inference system would be more interesting to study, for two reasons. First, the inference system more closely models the

way people solve logic problems. In the cub reporter problem, with four people to keep straight, there are $(4!)^3$ or 13,824 possible solutions. In the Foote problem, with five people, there are $(5!)^4$ or just over 200 million possibilities. A computer can try them all, but a person couldn't.* (If multiple appearances were allowed, the numbers would be even higher.) Second, backtracking doesn't work at all unless the problem deals with a finite set of individuals, as in a logic problem. Inference systems can be generalized to deal with potentially unbounded problems.

Generalized Inference Systems and Predicate Logic

The rules of inference in this program are specially designed for problems like the ones we've just solved. The implication rule is applicable to any propositional logic situation, but the ones based on categories, such as the uniqueness and elimination rules, are not. The idea of a "category" as we've used it isn't a general principle of logic; instead, that idea should really be expressed as a series of propositions. For example, to say "there is a category called 'last name' whose members are Irving, King, Mendle, and Nathan" is really to make several statements of the form "Jane has exactly one last name," or, in terms of the basic "x is y" propositions,

$$\begin{aligned} &(\text{Jane is Irving}) \vee (\text{Jane is King}) \\ &\vee (\text{Jane is Mendle}) \vee (\text{Jane is Nathan}) \end{aligned}$$

(i.e., Jane has at least one last name)

$$\neg((\text{Jane is Irving}) \wedge (\text{Jane is King}))$$

(i.e., Jane isn't named both Irving and King)

$$\neg((\text{Jane is Irving}) \wedge (\text{Jane is Mendle}))$$

and so on. If we wanted to solve this problem in a general inference system we'd assert the truth of all those propositions at the beginning. Then if the program discovers that Jane is Irving, it would have the two propositions

$$\neg((\text{Jane is Irving}) \wedge (\text{Jane is King}))$$

* People do sometimes use a combination of inference and backtracking. If, by inference, you've established that Jane must be either the pilot or the drafter, but you can't settle which, you might decide to *assume* that Jane is the pilot and hope that you can then infer either a complete solution to the problem or a contradiction. In the latter case, you'd know that Jane must be the drafter.

and

(Jane is Irving)

and from these it could infer

\neg (Jane is King)

using the standard inference rules of propositional logic.

The “and so on” just above includes quite a large number of propositions. And yet this small problem concerns a mere 16 individual names divided into four categories. For a larger problem it would be nearly impossible to list all the relevant propositions, and for a problem involving an infinite set of individuals, such as the integers, it would be literally impossible. What would make the representation of a problem easier is if we could use, in a formal system, the same kind of language I used in describing (in English) the inference rules earlier: “for all other z in the same category as y ...” There are two parts to such a formal notation. First, in addition to the *propositional* variables like p used in propositional logic, we need variables like x and y that can represent objects in the system we want to describe. Second, we need a notation for “for all.” The formal system including these additions to propositional logic is called *predicate* logic. The name is like that used in Logo to refer to operations with `true` or `false` outputs because the statements in predicate logic involve truth-valued functions of objects analogous to the Logo predicates. For example, the formula we’ve been representing informally as “ x is y ” is represented formally using the predicate function $\text{is}(x, y)$. This is much like the Logo expression

```
equalp :x :y
```

A predicate function of two arguments (“inputs” in Logo) is also called a *relation* in mathematics. Algebraic relations include ones like $=$ (equal) and $<$ (less than).

We are almost ready to show how the uniqueness rule can be expressed as a formula in predicate logic. If you’re not accustomed to mathematical formalism, this formula is a little scary—perhaps the scariest thing in this book. But I want you to see it so that you’ll appreciate the fact that just *one* formula of predicate logic can sum up a rule that would require *many* formulas in propositional logic. I’m going to introduce a new relation called “isa” that’s true if its first argument is a member of its second argument. The first must be an individual and the second a category. For example, $\text{isa}(\text{pilot}, \text{job})$ is true. And the symbol \forall means “for all.” The uniqueness rule says that if x is y then x can’t also be z for any z in the same category as y . Here’s how to say that formally:

$$\text{is}(x, y) \rightarrow \forall z((\text{isa}(y, a) \wedge \text{isa}(z, a) \wedge \neg(y = z)) \rightarrow \neg \text{is}(x, z))$$

To indicate the linking of two propositions in the general inference system, no special rules of inference are required. To say “the reporter wrote down these two statements; one is true and the other false” is just to say $p \otimes q$; I’m using the symbol \otimes to represent the *exclusive or* function. This formula is equivalent to

$$(p \vee q) \wedge \neg(p \wedge q)$$

A general inference system will know that if it’s been told $p \otimes q$ and then later it learns, say, p then it can infer $\neg q$.

The cub reporter problem is simpler than some of its type in that the only relevant relation among individuals is “is,” which is an *equivalence* relation. This means that if Jane is Irving then also Irving is Jane (the technical name for a relation with that property is *symmetric*), and also that if Jane is Irving, and Irving is the pilot, then Jane is the pilot (so the relation is *transitive*). It’s relatively easy to work out all the implications of a proposition about equivalence relations.

By contrast, the Foote problem contains *ordering* relations like “is later than” that are transitive but not symmetric. To handle such problems the inference system must have a way to represent “ x is the last.” Other problems contain relations like “lives in the house next to” that are symmetric but not transitive. A statement like “Mr. Smith lives in the house at the end” has to be represented formally as something like “there is only one person x such that x lives in the house next to Mr. Smith.”

One reason a general inference system is harder to program than the special-purpose one I’ve written in this chapter is that my system makes all possible inferences from any newly verified or falsified proposition. This is possible only because there is a finite, fairly small number of such inferences. Once you introduce variables and predicates, the number of possible inferences is potentially infinite. A general inference system must take care not to infer infinitely many useless results. One solution is to defer the making of inferences until the user of the system asks a question, and then infer only what’s needed to answer that particular question. But it isn’t always easy to know exactly what’s needed.

An inference system like the one I’m vaguely describing is a central part of the programming language Prolog. In that language, you program not by issuing instructions that tell the computer what to do, but rather by making *assertions* that some proposition is true. You can then ask questions like “for what values of x is this formula true?”

Logic and Computer Hardware

Besides inference systems, another area in which logic is important in computer science is in the design of the computers themselves. In a computer, information is represented as electrical signals flowing through wires. (These days, a “wire” is likely to be a microscopic conducting region on a silicon chip rather than a visible strand of metal, but the principle is the same.) In almost all computers, each wire may be carrying one of two voltage levels at any moment. (It is the restriction to two possible voltages that makes them *binary* computers. It would be possible to build *ternary* computer circuits using three voltages, but I know of no practical application of that idea.) A computer is built out of small circuit elements called *gates* that combine or rearrange binary signals in various ways. Perhaps the simplest example of a gate is an *inverter*; it has one input signal and provides one output signal that is the opposite of the input. That is, if you have a high voltage coming into the inverter you get a low voltage out, and vice versa.

The voltages inside the computer can be thought of as representing numbers (zeros and ones) or truth values (false and true). From now on I’ll use the symbols 0 and 1 to represent the voltages, but you can mentally replace 0 with `false` and 1 with `true` to see how what I’m saying here ties in with what’s gone before.

Suppose you have a gate with two input wires and one output. What are the possibilities for how that output is determined by the inputs? Each of the two inputs can have two possible values; that means that a gate has four different possible input configurations. For each of those four, the gate can output 0 or 1. As you can see from the chart below, this means that there are 16 possible kinds of two-input gates:

input <i>p</i> :	0	0	1	1	
input <i>q</i> :	0	1	0	1	
outputs:	0	0	0	0	
	0	0	0	1	and ($p \wedge q$)
	0	0	1	0	
	0	0	1	1	
	0	1	0	0	
	0	1	0	1	
	0	1	1	0	exclusive or ($p \otimes q$)
	0	1	1	1	or ($p \vee q$)
	1	0	0	0	nor (not-or, $\neg(p \vee q)$)
	1	0	0	1	equivalence ($p \leftrightarrow q$)
	1	0	1	0	
	1	0	1	1	

1	1	0	0	
1	1	0	1	implies ($p \rightarrow q$)
1	1	1	0	nand (not-and, $\neg(p \wedge q)$)
1	1	1	1	

The table indicates, for example, that a gate whose output is 1 only when both inputs are 1 is an *and* gate, implementing the usual logical and operation. The 16 possibilities include all the standard logic functions as well as several less obviously useful ones. Two gate types called *nand* and *nor* represent functions rarely used in mathematical logic but common in computer design because it is sometimes helpful to have the opposite of the signal you're logically interested in.

Numbers other than 0 and 1 can't be represented as a single signal in a single wire. That's why there isn't a "plus gate" along with the and gates, or gates, and so on; if both inputs to a plus gate were 1, the output would have to be 2. To add two zero-or-one numbers we need a more complicated device with *two* output wires, one of which is the "carry" to the next binary digit:

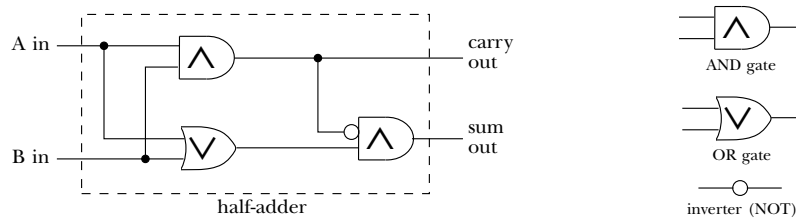
A input:	0	0	1	1
B input:	0	1	0	1
sum out:	0	1	1	0
carry out:	0	0	0	1

These sum and carry outputs can be defined in terms of logical operations:

$$\text{Sum} = A \oplus B$$

$$\text{Carry} = A \wedge B$$

Exclusive or gates are, in fact, not generally used as basic hardware components, so this device is traditionally represented in terms of and gates, or gates, and inverters:



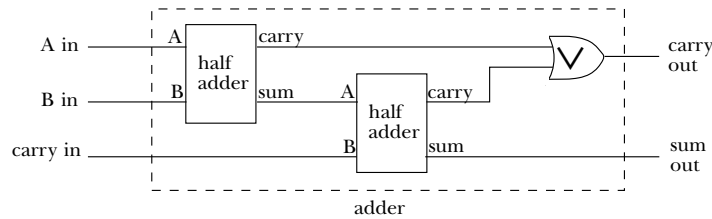
The device we've just built is called a *half-adder* for reasons that should become clear in a moment.

To represent numbers larger than 1 we have to use more than one signal wire. Each signal represents a binary digit, or *bit*, that is implicitly multiplied by a power of 2 just as in the ordinary decimal representation of numbers each digit is implicitly multiplied by a power of 10. For example, if we have three signal wires for a number, they have multipliers of 1, 2, and 4; with these signals we can represent the eight numbers from 0 (all signals 0) to 7 (all signals 1). When we want to add two such three-bit numbers, the sum for all but the rightmost bit can involve a carry *in* as well as a carry out. The circuit for each bit position must have *three* inputs, including one for the carry from the next bit over as well as the two external inputs. The outputs are found using these formulas:

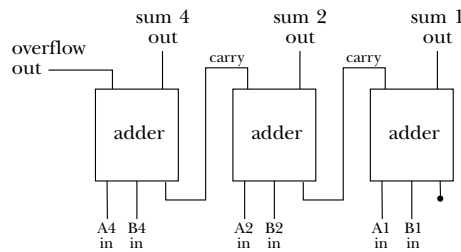
$$\text{Sum} = (A \otimes B) \oplus \text{CarryIn}$$

$$\text{CarryOut} = (A \wedge B) \vee ((A \otimes B) \wedge \text{CarryIn})$$

This circuit can be built using two half-adders:



To add two three-bit numbers we connect three adders together this way:



The carry out signal from the leftmost adder (the one representing the largest power of 2) is the *overflow* signal; if it's true, the sum didn't fit in the number of bits provided. Many computers use this signal to *interrupt* the execution of their programs so that people don't end up seeing incorrect results.

The phrase "computer logic" is widely used, even by non-experts, to refer to the inner workings of a computer. Many people, though, think that the phrase describes

the *personality* of the computer, which they imagine to be like that of Mr. Spock. “Computers may be able to play chess, but they can’t write poetry, because that isn’t logical.” Here you’ve seen the real meaning of the phrase: Just as a Logo program has procedures defined in terms of subprocedures and ultimately in terms of primitive procedures, the capabilities of a computer itself are built out of smaller pieces, and the primitive hardware components compute logical, rather than arithmetic, functions. (For a computer to exhibit Mr. Spock’s sense of purpose, understanding of cause and effect, drive for self-preservation, loyalty to his species and his government, and so on, would be no less miraculous than for it to write a love poem or throw a temper tantrum. Later we’ll discuss the efforts of artificial intelligence researchers to produce such miracles.)

Combinatorics

Earlier I listed the 16 possible logical functions of two logical arguments. I could have figured out that there are 16 without actually listing them this way: If a function has two arguments, and each argument has two possible values, that makes 2^2 possible combinations of argument values. A logical function is determined by its result for each of those four possible argument combinations. (The four are $f(0, 0)$, $f(0, 1)$, $f(1, 0)$, and $f(1, 1)$.) There are two possible results for $f(0, 0)$, two for $f(0, 1)$, and so on; the number of possible functions is the product of all these twos, 2^{2^2} or 16.

The mathematics of counting how things can be combined is called *combinatorics*. The problem we’ve just done illustrates a fundamental rule of combinatorics, namely that the number of possibilities for a choice with several components is the product of the number of possibilities for each component choice. This may be easier to understand with an example in which not all the relevant numbers are 2. Here’s a classic: Suppose you have a group of four men and three women, and you want to form a committee of one man and one woman chosen from this group. How many such committees are possible? There are 4 choices for the male member of the committee and 3 choices for the female member; that means 4×3 or 12 committees.

(The multiplication rule only works if the component choices are *independent*; that is, the possible outcomes of one choice can’t be affected by the outcome of any of the others. For example, if our committees are to have a chairperson who can be of either sex and then two other members, one man and one woman, you can’t say “there are 7 choices for the chairperson, times 4 for the man, times 3 for the woman” because after choosing the chairperson the number of choices for the other members is changed depending on the sex of the chair. There are two correct ways to solve this problem. One is to say “The chairperson is either male or female. If male, there are 4 possible chairs, times 3 possible

other male members, times 3 possible female members, for 36 possible committees. If female, there are 3 possible chairs, times 4 possible male members, times 2 possible other female members, for 24 committees. The total is 36 + 24 or 60 committees.” The second solution is to pick the chairperson *last*; then you say “There are 4 possible male members, times 3 possible females, times 5 possible chairs (7 people in the original group minus 2 already chosen).” Apart from arithmetic errors, almost all the mistakes people make in solving combinatorics problems come from forgetting that events have to be independent to allow you to multiply the choices.)

Let’s return to logical functions for a moment. Suppose we experiment with a ternary logic in which the possible values are yes, no, and maybe. (You can represent these using the numbers 0, 1, and 2.) How many three-argument ternary logic functions are there? Is it $3^{(3^3)}$ or is it $(3^3)^3$? (It doesn’t matter which way you group the twos for the binary logic version because the two groupings have the same value, 16, but this isn’t true with threes.) How many two-argument ternary logic functions are there? $2^{(3^2)}$? $3^{(2^3)}$? $(3^3)^2$? How many three-argument binary logic functions? The virtue of these problems is that you can check your own answers by listing all the possible functions as I did for the two-argument binary logic functions.

Most people are introduced to combinatorics by way of *probability*, the mathematics of gambling. Given a number of equally likely possible situations, some of which win a bet and the rest of which lose it, the probability of winning is a ratio:

$$\text{probability} = \frac{\text{number of possible winning situations}}{\text{total number of possible situations}}$$

The role of combinatorics is to help in computing the numerator and denominator of that fraction.

For example, suppose you have six brown socks and four blue socks in a drawer, and you pull out two socks without looking. What is the probability of getting a matching pair? I’m going to give each sock a name like *brown*₃ for the third brown sock so that we can talk about individual socks even if they’re the same color. How many possible pairs of socks are there? That is, given the set

$$\{ \textit{brown}_1, \textit{brown}_2, \dots, \textit{brown}_6, \textit{blue}_1, \dots, \textit{blue}_4 \}$$

containing ten socks, how many two-sock subsets are there?

The first step in answering this question is to notice that we have 10 choices for the first sock and then 9 choices for the second. So there are 10×9 ways to make the two choices. (There is a subtle point here that some textbooks don’t bother explaining. The

choice of the second sock is *not* independent of the first choice, since we can't choose the same sock twice. However, the *number* of second choices is always 9, even though the particular nine available socks depend on the first choice. So we can get away with multiplying in this example.)

This isn't quite the answer we want, though. We've shown that there are 90 *ordered pairs* of socks. But once we get the socks out of the drawer, it doesn't matter which we picked first. In other words, if we say there are 90 possible choices, we are counting $\{brown_2, brown_5\}$ and $\{brown_5, brown_2\}$ as two different choices. Since we don't care which sock came out of the drawer first, we are really counting every pair twice, so there are only $90/2$ or 45 possible pairs.

An ordered subset of a set is called a *permutation*; a subset without a particular order is a *combination*. We say that there are 90 permutations of ten things taken two at a time; there are 45 combinations of ten things taken two at a time.

It turns out that combinations are what matters most of the time; it's relatively rare for permutations to turn up in a math problem. An exception is the device wrongly called a "combination lock"; to open one, you must know a particular permutation of the possible numbers. My high school locker "combination" was 18–24–14. If I tried the same numbers in a different order, like 24–18–14, the lock wouldn't open. (Actually it's misleading for me to use this example because the same number can appear twice in most locks of this type, so the "combination" is not a subset of the available numbers. If there are 50 numbers available, the total number of possibilities is not $50 \times 49 \times 48$ but rather $50 \times 50 \times 50$. These lock-opening patterns are therefore neither permutations nor combinations but something else that we might call "permutations with repetition allowed.")

We haven't finished solving the sock problem. How many of the possible pairs of socks are matching pairs? One way to find out would be to list all the possible pairs and actually count how many of them match. This is the sort of thing computers do well. First we have to write a procedure that takes as input a list and a number, and outputs a list of lists, each of which is a subset of the input list whose length is the input number. That is, we want to take

```
combs [brown1 brown2 ... brown6 blue1 ... blue4] 2
```

and this should output a list of pairs:

```
[[brown1 brown2] [brown1 brown3] ... [brown4 blue3] ... [blue3 blue4]]
```

This is a fairly tricky program to write. Try it before you read further. Can you reduce the problem to a smaller, similar problem? Don't forget that we want combinations, not permutations, so the output can't have two sublists containing the same elements.

To make sure that each combination appears in the result in only one order, we can decide explicitly what that order will be. The most convenient thing is to say that the elements will appear in each sublist in the same order in which they appear in the original list. That is, since the input list has `brown2` before `blue3`, the output will contain the list

```
[brown2 blue3]
```

but not the list

```
[blue3 brown2]
```

It follows that the very first element of the input list, `brown1`, can only appear as the first element of any output sublist. In other words, there are two kinds of sublists: ones with `brown1` as their first element and ones that don't include `brown1` at all. This is a way to divide the problem into smaller pieces.

If we are looking for n -element subsets, the first kind consists of `brown1` stuck in front of a smaller subset of $n - 1$ elements chosen from the remainder (the `butfirst`) of the input list. The second kind of subset is an n -element subset of the `butfirst`. We can collect all of each kind by a recursive invocation of the procedure we're going to write, then append the two collections and output the result. So the procedure will look like this:

```
to combs :list :howmany
... <stop rule> ...
output sentence (map [fput first :list ?]
                    combs (butfirst :list) (:howmany-1)) ~
                  (combs (butfirst :list) :howmany)
end
```

By now you've had a lot of experience writing recursive procedures, but I'm going over this one in detail for two reasons: It's tricky and it's a model for solving many other combinatorial problems. What makes it tricky is a combination of two things. One is that it's recursive twice; that is, there are two recursive invocations of `combs` within `combs`. This makes the control structure very different from the

```

to blah :list
output fput (something first :list) (blah butfirst :list)
end

```

sort of recursion that may be more familiar. The second tricky part is that there are two input variables, each of which may be made smaller (by `butfirsting` or by subtracting 1) but need not be in a particular recursive call.

One implication of these complicating factors is that we need *two* stop rules. It may be obvious that we need one for the situation of counting `:howmany` down to zero, but we also need one for `:list` getting too small. Ordinarily this latter would be an `empty` test, but in fact any list whose length is less than `:howmany` is too small, not just the empty list. Here is the finished procedure:

```

to combs :list :howmany
if equalp :howmany 0 [output [[]]]
if equalp :howmany count :list [output (list :list)]
output sentence (map [fput first :list ?]
                  combs (butfirst :list) (:howmany-1)) ~
                  (combs (butfirst :list) :howmany)
end

```

```

? show combs [a b c d e] 3
[[a b c] [a b d] [a b e] [a c d] [a c e] [a d e]
 [b c d] [b c e] [b d e] [c d e]]

```

Now we can use `combs` on the sock problem. (Note: The procedure `socks` shown here is not the one in the program file; there will be a modified version a few paragraphs down the road.)

```

to socks :list
localmake "total combs :list 2
localmake "matching filter [equalp butlast first ? butlast last ?] ~
                  :total
print (sentence [There are] count :total [possible pairs of socks.])
print (sentence [Of these,] count :matching [are matching pairs.])
print sentence [Probability of match =] ~
              word (100*(count :matching)/(count :total)) "%"
end

```



```
? socks [brown1 brown2 brown3 brown4 brown5 brown6
         blue1 blue2 blue3 blue4]
```

There are 45 possible pairs of socks.
Of these, 21 are matching pairs.
Probability of match = 46.6666667%

The answer is that the probability of a matching pair is just under half. The template used in the invocation of `filter` in `socks` depends on the fact that two socks match if their names are equal except for the last character, such as `brown3` and `brown4`.

I've numbered the socks because it's easier for us to talk about how the program works (and about how the underlying mathematics works, too) if we can identify an individual sock. But it's worth noting that the program doesn't really need individual sock names. We could instead use the list

```
[brown brown brown brown brown brown blue blue blue blue]
```

and change the `filter` template to

```
[equalp first ? last ?]
```

The program will generate some `[brown brown]` pairs, some `[brown blue]` pairs, and some `[blue blue]` pairs. The number of pairs will still be 45 and the number of matching pairs will still be 21.

Having come to that realization, we can make the "user interface" a little smoother by having `socks` accept an input list like

```
[6 brown 4 blue]
```

and expand that into the desired list of ten socks itself. Here is the final program:

```
to socks :list
localmake "total combs (expand :list) 2
localmake "matching filter [equalp first ? last ?] :total
print (sentence [There are] count :total [possible pairs of socks.])
print (sentence [Of these,] count :matching [are matching pairs.])
print sentence [Probability of match =] ~
              word (100*(count :matching)/(count :total)) "%"
end
```

```

to expand :list
if empty? :list [output []]
if numberp first :list ~
  [output cascade (first :list)
                  [fput first butfirst :list ?]
                  (expand butfirst butfirst :list)]
output fput first :list expand butfirst :list
end

```

```

? socks [6 brown 4 blue]
There are 45 possible pairs of socks.
Of these, 21 are matching pairs.
Probability of match = 46.6666667%

```

My reason for presenting this refinement of the program is that it offers a concrete opportunity for reflection on how you can tell which differences are important in a combinatorics problem. In discussing the first version of the program, I said that the two lists

```
[brown2 brown5] and [brown5 brown2]
```

represent the same pair of socks, so both shouldn't be included in the list of lists output by `combs`. Now I'm saying that several lists that look identical like

```
[brown brown]
```

represent *different* pairs of socks and must all be counted. It would be a mistake to say, "There are three possibilities: brown-brown, brown-blue, and blue-blue. So the probability of a match is 2/3." It's true that there are three *kinds* of pairs of socks, but the three kinds are not equally represented in the list of 45 possible pairs.

Inductive and Closed-Form Definition

The usual approach to problems like the one about the socks is not to enumerate the actual combinations, but rather to compute the *number* of combinations directly. There are formulas for both number of combinations and number of permutations. Usually the latter is derived first because it's easier to understand.

With 10 socks in the drawer, the number of two-sock permutations is 10×9 . If we'd wanted three socks for a visiting extraterrestrial friend, the number of permutations would be $10 \times 9 \times 8$. In general, if we have n things and we want to select r of them, the

number of permutations is

$${}_n P_r = \underbrace{n \cdot (n-1) \cdot \cdots \cdot (n-r+1)}_{r \text{ factors}}$$

Mathematicians don't like messy formulas full of dots, so this is usually abbreviated using the factorial function. The notation " $n!$ " is pronounced " n factorial" and represents the product of all the integers from 1 to n . Using this notation we can write

$${}_n P_r = \frac{n!}{(n-r)!}$$

This is an elegant formula, but you should resist the temptation to use it as the basis for a computer program. If you write

```
to perms :n :r
output (fact :n)/(fact (:n-:r))
end
```

```
to fact :n
output cascade :n [# * ?] 1
end
```

then you're doing more multiplications than necessary, plus an unnecessary division. Instead, go back to the earlier version in which r terms are multiplied:

```
to perms :n :r
if :r=0 [output 1]
output :n * perms :n-1 :r-1
end
```

The set of all permutations of n things taken r at a time includes several rearrangements of each *combination* of n things r at a time. How many rearrangements of each? Each combination is a set of r things, so the number of possible orderings of those r things is the number of permutations of r things r at a time, ${}_r P_r$ or $r!$. ${}_n P_r$ is greater than ${}_n C_r$, the number of combinations of n things taken r at a time, by this factor. In other words, if each combination corresponds to $r!$ permutations, then the number of permutations is $r!$ times the number of combinations. So we have

$$\binom{n}{r} = {}_n C_r = \frac{{}_n P_r}{{}_r P_r} = \frac{n!}{r!(n-r)!}$$

The notation $\binom{n}{r}$ is much more commonly used in mathematics and computer science texts than ${}_nC_r$. It's pronounced “ n choose r .”

The traditional way to do the sock problem is this: The total number of possible pairs of socks is $\binom{10}{2}$. The number of matching pairs is equal to the number of brown pairs plus the number of blue pairs. The number of brown pairs is the number of combinations of 6 brown socks chosen 2 at a time, or $\binom{6}{2}$. Similarly, the number of pairs of blue socks is $\binom{4}{2}$. So

$$\text{probability of match} = \frac{\binom{6}{2} + \binom{4}{2}}{\binom{10}{2}} = \frac{15 + 6}{45} = \frac{21}{45}$$

which is the same answer we got by enumerating and testing all the possible pairs.

A formula like

$$\binom{n}{r} = \frac{n!}{r!(n-r)!}$$

defines a mathematical function in terms of other, more elementary functions. It is comparable to a Logo procedure defined in terms of primitives, like

```
to second :thing
output first butfirst :thing
end
```

The “primitives” of mathematics are addition, subtraction, and so on, along with a few more advanced ones like the trigonometric and exponential functions. These are called “elementary functions” and a formula that defines some new function in terms of those is called a *closed form definition*.

The function $\binom{n}{r}$ could also be defined in a different way based on the ideas in the `combs` program we used to enumerate combinations. The combinations fall into two categories, those that include the first element and those that don't. So the number of combinations is the sum of the numbers in each category:

$$\binom{n}{r} = \begin{cases} 1, & \text{if } r = 0; \\ 1, & \text{if } r = n; \\ \binom{n-1}{r-1} + \binom{n-1}{r}, & \text{otherwise.} \end{cases}$$

This is called an *inductive definition*. It is analogous to a recursive procedure in Logo.

These two formulas provide alternative definitions for the *same* function, just as two Logo procedures can employ different algorithms but have the same input-output behavior. How do we know that the two definitions of $\binom{n}{r}$ really do define the same function? Each definition was derived from the fundamental definition of “the number

of combinations of n things taken r at a time” by different arguments. If those arguments are correct, the two versions must define the same function because there is just one correct number of combinations. It is also possible to prove the two definitions equivalent by algebraic manipulation; start with the closed form definition and see if it does, in fact, obey the requirements of the inductive definition. For example, if $r = 0$ we have

$$\binom{n}{0} = \frac{n!}{0! (n-0)!} = \frac{n!}{n!} = 1$$

(It may not be obvious that $0!$ should be equal to 1, but mathematicians define the factorial function that way so that the formula $n! = n \cdot (n-1)!$ remains true when $n = 1$.) See if you can verify the other two parts of the inductive definition. Here’s a hint:

$$\binom{n-1}{r-1} + \binom{n-1}{r} = \frac{(n-1)!}{(r-1)! ((n-1)-(r-1))!} + \frac{(n-1)!}{r! (n-1-r)!} = \dots$$

Why would anyone be interested in an inductive definition when the closed form definition is mathematically simpler and also generally faster to compute? There are two reasons. First, some functions don’t have closed form definitions in terms of elementary functions. For those functions, there is no choice but to use an inductive definition. Second, sometimes when you start with a non-formal definition of a function in terms of its purpose, like “the number of combinations...” for $\binom{n}{r}$, it may be easier to see how to translate that into an inductive definition as a first step, even if it later turns out that there is also a less obvious closed form. In fact, that’s what I did in presenting the idea of combinations. I found it more straightforward to understand the inductive definition because it made sense to think about the actual combinations and not merely how many of them there are. (In fact there is a mathematical technique called *generating functions* that can sometimes be used to transform an inductive definition into a closed form definition, but that technique requires calculus and is beyond the scope of this book.)

Pascal’s Triangle

In addition to closed form and inductive definitions, it’s often helpful to present a sort of partial definition of a function in the form of a table of values. (For logic functions, with only a finite number of possible values for the arguments of the function, such a table is actually a complete definition.) Partial definitions in a table of values can be particularly useful when the function displays some regularity that allows values outside the table to be computed easily based on the values in the table. For example, the sine function is *periodic*, its values repeat in cycles of 360 degrees. If you need to know the sine of 380 degrees, you can look up the sine of 20 degrees and that’s the answer.

For functions of two variables, like addition and multiplication, these function tables are often presented as square arrays of numbers. In elementary school you learned the addition and multiplication tables for numbers up to 10, along with algorithms for reducing the addition and multiplication of larger numbers to a sequence of operations on single digits.

The function $\binom{n}{r}$ is a function of two variables, so it would ordinarily be presented as a square table like the multiplication table, except for the fact that this particular function is meaningfully defined only when $r \leq n$. (There are no combinations of three things taken five at a time, for example, so $\binom{3}{5}$ is 0.) So instead of a square format like this:

$r \setminus n$	0	1	2	3	4	5
0	1	1	1	1	1	1
1	0	1	2	3	4	5
2	0	0	1	3	6	10
3	0	0	0	1	4	10
4	0	0	0	0	1	5
5	0	0	0	0	0	1

this function is traditionally presented in a triangular form called “Pascal’s Triangle” after Blaise Pascal (1623–1662), who invented the mathematical theory of probability along with Pierre de Fermat (1601–1665). Pascal didn’t invent the triangle, but he did pioneer its use in combinatorics. Each row of the triangle contains the nonzero values of $\binom{n}{r}$ for a particular n :

1
1 1
1 2 1
1 3 3 1
1 4 6 4 1
1 5 10 10 5 1

Pascal’s Triangle is often introduced in algebra because the numbers in row n (counting from zero) are the *binomial coefficients*, the constant factors in the terms in the expansion of $(a + b)^n$. For example,

$$\begin{aligned} (a + b)^4 &= 1a^4 + 4a^3b + 6a^2b^2 + 4ab^3 + 1b^4 \\ &= \binom{4}{0} a^4 + \binom{4}{1} a^3b + \binom{4}{2} a^2b^2 + \binom{4}{3} ab^3 + \binom{4}{4} b^4 \end{aligned}$$

Do you see why the binomial coefficients are related to combinations? An expression like $(a + b)^4$ is a sum of products of four a s and b s. (How many such products? Each term involves four choices between a and b ; there are 2 ways to make each choice, and the choices are independent, so there are 2^4 possible products.) These products are combined into terms based on the fact that some are equal to each other, such as $aaab$ and $abaa$, both of which contribute to the a^3b term. How many arrangements of three a s and one b are there? That's like asking how many ways there are to choose one slot for a b out of four possible slots, which is $\binom{4}{1}$.

Can you predict what the coefficients will be in the expansion of $(a + b + c)^4$? For example, what is the coefficient of ab^2c ? Try to multiply it out and see if your formula is right.

Everyone is taught in school that each number in Pascal's Triangle, except for the 1s at the ends, is the sum of the two numbers above it. But this is usually presented as a piece of magic with no explanation. It's not obvious how that fact is connected to the formula expressing $\binom{n}{r}$ in terms of factorials. But the technique I used in writing the `combs` procedure to enumerate the actual combinations explains how Pascal's Triangle works. The set of all combinations of n things taken r at a time can be divided into those combinations that include the first of the n things and those that don't. How many of the former are there? Each such combination must be completed by adjoining to that first thing $r - 1$ out of the remaining $n - 1$ available things, so there are $\binom{n-1}{r-1}$ such combinations. The second category, those not containing the first thing in the list, requires us to choose r things out of the remaining $n - 1$, so there are $\binom{n-1}{r}$ of them. So $\binom{n}{r}$ must be the sum of those two numbers, which are indeed the ones above it in the triangle.

Thinking about the triangle may also help you to understand why `combs` needs two stop rules; each row contains *two* numbers, the ones (pun) at each end, that can't be computed as the sum of two other numbers.

Simulation

Yet another approach to solving the sock problem would be the experimental method: Load a drawer with six brown and four blue socks, pull out pairs of socks a few thousand times, and see how many of the pairs match. The actual experiment would be time-consuming and rather boring, but we can *simulate* the experiment with a computer program. The idea is to use random numbers to represent the random choice of a sock.

```

to socktest
localmake "first ~
    pick [brown brown brown brown brown brown blue blue blue blue]
localmake "second ~
    pick (if equalp :first "brown
          [[brown brown brown brown brown blue blue blue blue]]
          [[brown brown brown brown brown brown blue blue blue]] )
output equalp :first :second
end

```

`socktest` is a predicate that simulates one trial of picking a pair of socks and outputs `true` if the socks match. Notice how the available choices for the second sock depend on which color sock was chosen first. (It's a little unaesthetic that this particular selection of six brown and four blue socks is built into the program, with three slightly different lists explicitly present inside `socktest`. It would be both more elegant and more flexible if `socktest` could take a list like `[6 brown 4 blue]` as input, like `socks`, and compute the list of possibilities for the second sock itself. But right now I'm more interested in showing how a simulation works than in programming style; you can make that change yourself if you like.)

What we want to do is invoke `socktest` repeatedly and keep track of how many times the output is `true`. That can be done with an instruction like

```
print (cascade 1000 [? + if socktest [1] [0]] 0) / 10
```

I divide by 10 so that the result will be expressed as a percent probability. (If I made 100 trials instead of 1000 the output from `cascade` would already be a percentage.) Your results will depend on the random number generator of your computer. I tried it three times and got results of 50.1%, 50.8%, and 45.5%. I then did 10,000 trials at once with a result of 48.78%. The result expected on theoretical grounds was $46\frac{2}{3}\%$.

Simulation is generally much slower than either of the techniques we used earlier (enumeration of possibilities and direct computation of the number of possibilities), and it gives results that are only approximately correct. So why would anyone want to use this method? For a simple problem like this, you probably wouldn't. But some combinatorics problems are too complicated to be captured by a simple formula. For example, what is the probability of winning a game of solitaire? (To make this a sensible question, you'd have to decide on a particular set of strategy rules to determine which card to play next when there are several possibilities. The rule could be "play the higher ranking card" or "choose a card at random," for example.) In principle this question could be answered exactly, since there are only a finite number of ways a deck of cards can be arranged and

we could analyze each of them. But in practice the most reasonable approach is probably to write a solitaire simulator and have it play out a few thousand randomly ordered hands.

Solitaire is a rather complicated game; even a simulator for it would be quite a large project. A more manageable one, if you'd like something to program, would be a craps simulator. Remember that the 11 possible results of rolling two dice (2 to 12) are not equally likely! You have to simulate each die separately.

The Simplex Lock Problem

This is a picture of a Simplex lock, so called because it's manufactured by Simplex Security Systems, Inc. It is a five-button mechanical (i.e., no electricity) combination lock with an unusual set of possible combinations. As an example of a challenging problem in combinatorics, I'd like you to figure out how many possible combinations there are.



What makes this lock unusual is that a combination can include more than one button pushed at the same time. For example, one possible combination is “2, then 1 and 4 at the same time, then 3.” Here are the precise rules:

1. Each button may be used at most once. For example, “2, then 2 and 3 at the same time” is not allowed.
2. Each push may include any number of buttons, from one to five. For example, one legal combination is “hit all five buttons at once with your fist.” (But hitting all five buttons can’t be part of a larger combination because of rule 1.)

It follows from these rules that there can be at most five distinct pushes. (Do you see why?) The rules also allow for the null combination, in which you don’t have to push any buttons at all.

When working on this problem, don’t forget that when two or more buttons are pushed at the same time, their order doesn’t matter. That is, you shouldn’t count “2 and 3 together, then 5” and “3 and 2 together, then 5” as two distinct combinations. (For this reason, the Simplex lock *is* entitled, at least in part, to the name “combination lock”!)

Try to figure out how many combinations there are before reading further. You can enumerate all the possibilities or you can derive a formula for the number of possibilities. You might want to start with a smaller number of buttons. (As a slight hint, when you buy one of these locks, the box it comes in says “thousands of combinations.”)

I first attacked this problem by trying to enumerate all the possible combinations, but that turns out to be quite messy. The trouble is that it isn’t obvious how to *order* the combinations, so it’s hard to be sure you haven’t missed any. Here is how I finally decided to do it. First of all, divide the possible combinations into six categories depending on how many buttons (zero to five) they use. There is exactly one combination using zero buttons, and there are five using one button each. After that it gets tricky because there are different *patterns* of simultaneous pushes within each category. For example, for combinations using two buttons there are two patterns: the one in which they’re pressed together ($x-x$) and the one in which they’re pressed separately ($x x$). (I’m introducing a notation for patterns in which hyphens connect buttons that are pressed together and spaces connect the separate pushes.) How many distinct combinations are there in each of those patterns? Figure it out before reading on.

In the $x x$ pattern there are ${}_5P_2$ “combinations” because the order in which you push the buttons matters. In the $x-x$ pattern there are only $\binom{5}{2}$ combinations because the two buttons are pushed together; 1-4 and 4-1 are the same combination. Altogether there are $20 + 10$ or 30 combinations using two of the five buttons.

Beyond this point it gets harder to keep track of the different patterns. Among the three-button patterns are $x-x x$, $x x x$, and $x-x-x$. How many more are there? How many four-button patterns? You might, at this point, like to see if you can finish enumerating all the possibilities for the five-button lock.

My solution is to notice that in a three-button pattern, for example, there are two slots between the xs, and each slot has a space or a hyphen. If I think of those slots as binary digits, with 0 for space and 1 for hyphen, then each pattern corresponds to a 2-bit number. There are four such numbers, 00 to 11 (or 0 to 3 in ordinary decimal notation).

<u>number</u>	<u>pattern</u>
00	x x x
01	x x-x
10	x-x x
11	x-x-x

Similarly, there are eight four-button patterns:

<u>number</u>	<u>pattern</u>
000	x x x x
001	x x x-x
010	x x-x x
011	x x-x-x
100	x-x x x
101	x-x x-x
110	x-x-x x
111	x-x-x-x

And there are 16 five-button patterns, from 0000 to 1111.

How many combinations are there within each pattern? There are two different ways to go about calculating that number. To be specific, let's consider four-button patterns. The way I chose to do the calculation was to start with the idea that there are ${}_5P_4$ ways to choose four buttons in order. For the x x x x pattern, this is the answer. For the other patterns, this number (120) has to be divided by various factors to account for the fact that the order is *partially* immaterial, just as in deriving the formula for combinations from the formula for permutations we divided by $r!$ because the order is completely immaterial. Consider the pattern x-x x x. In this pattern the order of the first two numbers is immaterial, but the choice of the first two numbers as a pair matters, and so does the order of the last two numbers. So 1-2 3 4 is the same combination as 2-1 3 4 but different from 1-3 2 4 or 1-2 4 3. That means the number 120 is too big by a factor of 2, because every significant choice of combination is represented twice. For this pattern the number of different combinations is 60. Of course the same argument applies to the patterns x x-x x and x x x-x.

What about $x-x\ x-x$? In this pattern there are two pairs of positions within which order doesn't matter. Each combination appears *four* times in the list of 120; 1-2 3-4 is the same as 1-2 4-3, 2-1 3-4, and 2-1 4-3. So there are 30 significantly different combinations in this pattern. What about $x-x-x\ x$? In this pattern, the order of the first three numbers is irrelevant; this means that there are $3!$ or 6 appearances of each combination in the 120, so there are 20 significantly different combinations in this pattern. The general rule is that for each group of m consecutive hyphens in the pattern you must divide by $(m + 1)!$ to eliminate duplicates.

(My approach was to start with permutations and then divide out redundant ones. Another approach would be to build up the pattern using combinations. The pattern $x-x\ x\ x$ contains three groups of numbers representing three "pushes": a group of two and two groups of one. Since this is a five-button lock, for the first group of two there are $\binom{5}{2}$ choices. (Order doesn't matter within a group.) For the second group there are only three buttons remaining from which we can choose, so there are $\binom{3}{1}$ choices for that button. Finally, there are $\binom{2}{1}$ choices for the fourth button (the third group). This makes $10 \times 3 \times 2$ possible combinations for this pattern, the same as the 60 we computed the other way. For the $x-x\ x-x$ pattern this method gives $\binom{5}{2}\binom{3}{2}$ or 30 combinations.)

Having worked all this out, I was ready to write a computer program to count the total number of combinations. The trickiest part was deciding how to deal with the binary numbers that represent the patterns. In the end I used plain old numbers. The expression

```
remainder :number 2
```

yields the rightmost bit of a number, and then `:number/2` gives all but the rightmost bit (with a little extra effort for odd numbers). To help you read the program, here is a description of the most important procedures:

`lock 5` outputs the total number of combinations for the 5-button lock.

`lock1 5 4` outputs the number of combinations that use 4 out of the 5 buttons.

`lock2 120 5 1` outputs the number of combinations for the 4-button pattern corresponding to the binary form of the number 5 (101 or $x-x\ x-x$). The 120 is ${}_5P_4$ and the 1 is always used as the third input except in recursive calls.

Here is the program:

```
to lock :buttons
output cascade :buttons [? + lock1 :buttons #] 1
end
```

```

to lock1 :total :buttons
localmake "perms perms :total :buttons
output cascade (twoto (:buttons-1)) ~
    [? + lock2 :perms #-1 1] ~
    0
end

to twoto :power
output cascade :power [2 * ?] 1
end

to lock2 :perms :links :factor
if equalp :links 0 [output :perms/(fact :factor)]
if equalp (remainder :links 2) 0 ~
    [output lock2 :perms/(fact :factor) :links/2 1]
output lock2 :perms (:links-1)/2 :factor+1
end

```

One slight subtlety is that in `lock` the third input to `cascade` is 1 rather than 0 to include the one 0-button combination that would not otherwise be added in.

An Inductive Solution

When I wrote that program, I was pleased with myself for managing to turn such a messy solution into executable form, but I wasn't satisfied with the underlying approach. I wanted something mathematically more elegant.

What made it possible for me to find the approach I wanted was the chance discovery that the number of combinations that use all five buttons (541) is half of the total number of combinations (1082). Could this possibly be a coincidence, or would that have to be true for any number of buttons? To see that it has to be true, I used an idea from another branch of mathematics, *set theory*. A *set* is any collection of things, in no particular order. One can speak of the set of all the fingers on my left hand, or the set of all the integers, or the set of all the universities in cities named Cambridge. Much of the interesting part of set theory has to do with the properties of infinite sets; for example, it turns out that the set of all the integers is the same size as the set of all the rational numbers, but both of these are smaller than the set of irrational numbers. What does it mean for one infinite set to be the same size as, or to be larger than, another? The same definition works equally well for finite sets: Two sets are the same size if they can be placed in *one-to-one correspondence*. This means that you must exhibit a way to pair the elements of one set with the elements of the other so that each element of one has exactly one partner in the

other. (A set is larger than another if they aren't the same size, but a subset of the first is the same size as the second.)

To prove that my observation about the lock combinations has to be true regardless of the number of buttons, I have to exhibit a one-to-one correspondence between two sets: the set of all combinations using all the buttons of an n -button lock and the set of all combinations using fewer than n of the buttons. But that's easy. Starting with a combination that uses all the buttons, just eliminate the last push (one or more buttons pushed at the same time) to get a combination using fewer than all the buttons. For example, for a five-button lock, the five-button combination 2 3-4 1-5 is paired with the three-button combination 2 3-4. (We have to eliminate the last *push* and not merely the last *button* for two reasons. First, if we always eliminated exactly one button, we'd always get a four-button combination, and we want to pair five-button combinations with all the fewer-than-five ones. Second, which is the "last" button if the last push involves more than one? Remember, 2 3-4 1-5 is the *same* combination as 2 3-4 5-1. But writing this combination in two different forms seems to pair it with two different smaller ones. The rules of one-to-one correspondence say that each element of a set must have exactly one partner in the other set.)

To show that the correspondence works in both directions, start with a combination that doesn't use all the buttons; its partner is formed by adding one push at the end that contains all the missing buttons. For example, if we start with 1 2-5 3-4.

I've just proved that the number of all- n combinations must be equal to the number of fewer-than- n combinations. So it's not a coincidence that 541 is half of 1082. In order to be able to talk about these numbers more succinctly, I want to define

$$f(n) = \text{number of } n\text{-button combinations of an } n\text{-button lock}$$

We've just proved that it's also true that

$$f(n) = \text{number of fewer-than-}n\text{-button combinations}$$

Now, what does "fewer than n buttons" mean? Well, there are combinations using no buttons, one button, two buttons, and so on up to $n - 1$ buttons. Let's define

$$g(n, i) = \text{number of } i\text{-button combinations in an } n\text{-button lock}$$

So we can formalize the phrase "fewer than n " by saying

$$f(n) = g(n, 0) + g(n, 1) + g(n, 2) + \cdots + g(n, n - 1)$$

Instead of using those dots in the middle, mathematicians have another notation for a sum of several terms like this.

$$f(n) = \sum_{i=0}^{n-1} g(n, i)$$

If you haven't seen this notation before, the Σ (*sigma*) symbol is the Greek letter \mathcal{S} , and is used to represent a Sum. It works a little like the `for` iteration tool; the variable below the Σ (in this case, i) takes on values from the lower limit (0) to the upper limit ($n - 1$), and for each of those values the expression following the Σ is added into the sum. The Logo equivalent would be

```
for [i 0 [:n-1]] [make "sum :sum + (g :n :i)]
```

The Σ -expression is pronounced “the sum from i equals zero to n minus one of g of n comma i .”

So far, what I've done is like what I did before: dividing the set of all possible combinations into subsets based on the number of buttons used in each combination. This is like the definition of `lock` in terms of `lock1`. The next step is to see if we can find a formula for $g(n, i)$. How many 3-button combinations, for example, can we make using a 5-button lock? (That's $g(5, 3)$.) There are many different ways in which I might try to derive a formula, but I think it will be helpful at this point to step back and consider my overall goal. I started this line of reasoning because I'm trying to express the solution for the five-button lock in terms of easier solutions for smaller numbers of buttons. That is, I'm looking for an inductive definition of $f(n)$ in terms of values of f for smaller arguments. I'd like to end up with a formula like

$$f(n) = \dots f(0) \dots f(1) \dots f(n-1) \dots$$

but I don't yet know exactly what form it will take. So far I've written a formula for $f(n)$ in terms of $g(n, i)$ for values of i less than n . It would be great, therefore, if I could express $g(n, i)$ in terms of $f(i)$; that would give me exactly what I want.

To put that last sentence into words, it would be great if I could express the number of i -button combinations of an n -button lock in terms of the number of i -button combinations of an i -button lock. For example, can I express the number of combinations using 3 out of 5 buttons in terms of the number of combinations of 3 out of 3 buttons? Yes, I can. The latter is the number of rearrangements of three buttons once we've selected the three buttons. If we start with five buttons, there are $\binom{5}{3}$ possible sets of three buttons to choose. For each of those $\binom{5}{3}$ sets of three buttons, there are $f(3)$ ways to arrange those three buttons in a combination.

$$g(n, i) = \binom{n}{i} \cdot f(i)$$

It may not be obvious why this is so. Suppose you list all the 3-button combinations of a 3-button lock. There are 13 of them, consisting of the numbers from 1 to 3 in various orders and with various groups connected by hyphens. Those 13 combinations are also some of the 3-button combinations of a 5-button lock, namely, the ones in which the particular three buttons we chose are 1, 2, and 3. If instead we choose a different set of three (out of five) buttons, that gives rise to a different set of 13 combinations. For example, if we choose the buttons 2, 3, and 4, we can take the original 13 combinations and change all the 1s to 2s, all the 2s to 3s, and all the 3s to 4s:

buttons:	1, 2, 3	2, 3, 4	1, 4, 5
	1 2 3	2 3 4	1 4 5
	1 3 2	2 4 3	1 5 4
	2 1 3	3 2 4	4 1 5
	2 3 1	3 4 2	4 5 1
	3 1 2	4 2 3	5 1 4
	3 2 1	4 3 2	5 4 1
	1 2-3	2 3-4	1 4-5
	2 1-3	3 2-4	4 1-5
	3 1-2	4 2-3	5 1-4
	1-2 3	2-3 4	1-4 5
	1-3 2	2-4 3	1-5 4
	2-3 1	3-4 2	4-5 1
	1-2-3	2-3-4	1-4-5

This table has a column for each of three possible combinations of five numbers three at a time. The table could be extended to have a column for *every* such combination of numbers, and then it would contain all the lock combinations using three out of five buttons. The total number of entries in the extended table is therefore $g(5, 3)$; the table has $f(3)$ rows and $\binom{5}{3}$ columns. So

$$g(5, 3) = \binom{5}{3} \cdot f(3)$$

which is a particular case of the general formula above.

We now have a formula for $f(n)$ in terms of all the $g(n, i)$ and a formula for $g(n, i)$ in terms of $f(i)$. Combining these we have

$$f(n) = \binom{n}{0} \cdot f(0) + \binom{n}{1} \cdot f(1) + \cdots + \binom{n}{n-1} \cdot f(n-1)$$

or

$$f(n) = \sum_{i=0}^{n-1} \binom{n}{i} \cdot f(i) \quad \text{for } n > 0$$

Like any inductive definition, this one needs a special rule for the smallest case, from which all the others are computed:

$$f(0) = 1$$

The total number of combinations for an n -button lock is $2 \times f(n)$. I find this much more elegant than my original solution. (So why didn't I just show you this one to begin with? Because I never would have figured this one out had I not first done the enumeration of cases. I want you to see how a combinatorics problem is solved, not just what the beautiful solution looks like.) This formula can also be turned into a computer program:

```
to simplex :buttons
output 2 * f :buttons
end

to f :n
if equalp :n 0 [output 1]
output cascade :n [? + ((choose :n (#-1)) * f (#-1))] 0
end

to choose :n :r
output (perms :n :r)/(fact :r)
end
```

This program is faster as well as simpler than the other; on my home computer, `lock 5` takes about 4 seconds, `simplex 5` about 2 seconds.

The `simplex` function has no exact closed form equivalent, but it turns out that there is (amazingly!) a closed form definition that, when rounded to the nearest integer, gives the desired value:

```
to simp :n
output round (fact :n)/(power (ln 2) (:n+1))
end
```

The `ln` function, a Logo primitive, computes the “natural logarithm” of its input; `ln 2` has the approximate value 0.69314718056. The `power` function of two inputs takes the first input to the power of the second input. `Fact` is the factorial function as defined earlier in this chapter.

Another related programming problem is to list the actual combinations, rather than merely count them. Probably the simplest way to do that is to use an approach similar to the one I used in the `combs` procedure that lists combinations of members of a list: First use recursion to find the lock combinations using only the `butfirst` of the available buttons, then find the ways in which the `first` button can be added to each of them.

Multinomial Coefficients

Earlier, in talking about Pascal's Triangle, I showed how binomial coefficients are related to combinations and asked you to think about *trinomial* coefficients. What, for example, is the coefficient of ab^2c in the expansion of $(a + b + c)^4$?

The expansion is a sum of products; each of those products contains four variables ($aaaa$, $aaab$, etc.). The ones that contribute to the ab^2c term are the ones with one a , two b s, and one c ; these include $abbc$, $bcab$, $cabb$, and so on. Out of the four slots for variables in one of those products, how many ways can we choose a slot for one a ? The answer is $\binom{4}{1}$. Having chosen one, we are left with three slots and we want to choose two of them for b s. There are $\binom{3}{2}$ ways to do that. Then we have one slot left, just enough for the one c , which makes a trivial contribution of $\binom{1}{1}$ to the overall number of possibilities. The total is $\binom{4}{1} \cdot \binom{3}{2} \cdot \binom{1}{1}$ or $4 \times 3 \times 1$ or 12, and that is the coefficient of ab^2c . Similarly, the coefficient of ac^3 is $\binom{4}{1} \cdot \binom{3}{3}$ or 4.

The same sort of argument can be used for even more complicated cases. In the expansion of $(a + b + c + d + e)^{14}$ what is the coefficient of $a^2b^3cd^5e^3$? It's

$$\binom{14}{2} \cdot \binom{12}{3} \cdot \binom{9}{1} \cdot \binom{8}{5} \cdot \binom{3}{3} = 91 \times 220 \times 9 \times 56 \times 1 = 10,090,080$$

Here is a harder question: How many terms are there in, say, $(a + b + c + d)^7$? It's easy to see that there are 4^7 products of four variables, but after the ones that are equal to each other have been combined into terms, how many distinct terms are there?

Like the Simplex lock problem, this one can probably be solved most easily by reducing the problem to a smaller subproblem—in other words, by an inductive definition. This problem also has something in common with the earlier problem of listing all the combinations of a given size from a given list, as we did in the `combs` procedure. Try to solve the problem before reading further. (It's hard to say how another person will find a problem, but I think this one is easier than the Simplex one.)

In order to be able to express the original problem in terms of a smaller version, we have to generalize it. I posed a specific problem, about the seventh power of the sum of

four variables. I'd like to be able to give the answer to that problem the name $t(4, 7)$ and try to find a way to express that in terms of, let's say, $t(4, 6)$. So I'm going to define the function t as

$$t(n, k) = \text{number of terms in } (a_1 + a_2 + \cdots + a_n)^k$$

(If this were a "straight" math book I'd cheerfully recycle the name f for the function, even though we had a different f in the last section, but I'm anticipating wanting to write a Logo program for this problem and I can't have two procedures named f in the same workspace.)

In writing `combs` I used the trick of dividing all possible combinations into two groups: those including the first member of the list and those not including that member. A similar trick will be useful here; we can divide all the terms in an expansion into two groups. One group will contain those terms that include the first variable (a_1) and the other will contain the rest. For example, in the original problem, $a^2b^3d^2$ is a term in the first group, while c^7 is a term in the second group.

A term in the first group can be divided by a_1 ; the result must be a term in the expansion of $(a_1 + a_2 + \cdots + a_n)^{k-1}$. How many such terms are there? There are $t(n, k-1)$ of them. So that's how many terms there are in the first group.

A term in the second group is a product of k variables *not* including a_1 . That means that such a term is also part of the expansion of $(a_2 + \cdots + a_n)^k$. How many such terms are there? There are $t(n-1, k)$ of them. Notice the difference between the two groups. In the first case, we associate a term with a similar term in the expansion of an expression involving a *smaller power* of the *same number* of variables. In the second case, we associate a term with an equal term in the expansion of an expression involving *fewer variables* taken to the *same power*.

Combining these two results, we see that

$$t(n, k) = t(n, k-1) + t(n-1, k)$$

Since this is a function of two variables, it needs two "stop rules," just like the function $\binom{n}{r}$. Picking these limiting cases seems much simpler than inventing the induction rule, but even so, it may repay some attention. For the rule

$$\binom{n}{r} = \binom{n-1}{r-1} + \binom{n-1}{r}$$

we ended up considering the limiting cases $r = 0$ and $r = n$. I didn't say anything about it at the time because I didn't want to get distracted, but it's not obvious why there is the asymmetry between the two variables in those limiting cases. That is, why didn't I pick

$r = 0$ and $n = 0$ as the limiting cases? That would be more like what you're accustomed to in recursive Logo procedures, where stop rules almost always involve a comparison of something with zero or with the empty list.

The funny limiting cases for $\binom{n}{r}$ (and the corresponding funny stop rules in `combs`) are related to the fact that this function is meaningful only when $n \geq r$. The two arguments can't be chosen independently. If we didn't have the $r = n$ limiting case, the inductive formula would have us compute

$$\binom{5}{5} = \binom{4}{4} + \binom{4}{5}$$

If we define $\binom{4}{5}$ as zero, this equation does turn out to be true, but it isn't a very sensible way to compute $\binom{5}{5}$.

In the case of the function t , the two arguments *are* independent. Both $t(4, 7)$ and $t(7, 4)$ are sensible things to ask for. Therefore, we should use the more obvious limiting cases $n = 0$ and $k = 0$. The trouble is that it's not obvious what the value of $t(0, k)$ or $t(n, 0)$ should be. The first of these, $t(0, k)$, represents the number of terms in the expansion of $()^k$ —nothing to the k th power! That seems meaningless. On the other hand, $t(n, 0)$ represents the number of terms in $(\sum a_i)^0$, which is 1. Anything to the zeroth power is 1. Does “1” count as a term? It doesn't have any variables in it.

One solution would be to take as limiting cases $n = 1$ and $k = 1$. It's much easier to see what those values should be. $(a_1)^k$ has one term, so $t(1, k) = 1$. And $(a_1 + \dots + a_n)^1$ has n terms, so $t(n, 1) = n$. We could, then, define the function t as

$$t(n, k) = \begin{cases} 1, & \text{if } n = 1; \\ n, & \text{if } k = 1; \\ t(n, k-1) + t(n-1, k), & \text{otherwise.} \end{cases}$$

But it is possible to figure out appropriate values for zero arguments by working backwards from the cases we already understand. For example, we know that $t(2, 1)$ must equal 2. But

$$t(2, 1) = t(2, 0) + t(1, 1) = t(2, 0) + 1$$

It follows that $t(2, 0)$ must be 1. So it's reasonable to guess that $t(n, 0) = 1$ will work in general. Similarly, we know that $t(1, 2) = 1$, but

$$t(1, 2) = t(1, 1) + t(0, 2) = 1 + t(0, 2)$$

Therefore $t(0, 2)$ must be 0. We can define t as

$$t(n, k) = \begin{cases} 0, & \text{if } n = 0; \\ 1, & \text{if } k = 0; \\ t(n, k-1) + t(n-1, k), & \text{otherwise.} \end{cases}$$

What is $t(0, 0)$? The definition above contradicts itself about this. The answer should be 0 because $n = 0$ but also 1 because $k = 0$. This reminds me of the similar problem about powers of integers. What is 0^0 ? In general $0^x = 0$ but $x^0 = 1$, for nonzero x . There is really no “right” answer, but mathematicians have adopted the convention that $0^0 = 1$. To make our definition of t truly correct I have to choose a convention for $t(0, 0)$ and modify the definition to reflect it:

$$t(n, k) = \begin{cases} 1, & \text{if } k = 0; \\ 0, & \text{if } n = 0 \text{ and } k > 0; \\ t(n, k-1) + t(n-1, k), & \text{otherwise.} \end{cases}$$

It’s straightforward to translate this mathematical function definition into a Logo procedure:

```
to t :n :k
  if equalp :k 0 [output 1]
  if equalp :n 0 [output 0]
  output (t :n :k-1)+(t :n-1 :k)
end
```

Using this function we can compute $t\ 4\ 7$ and find that the answer to the original problem is 120.

(Can you write a program to display the actual expansion? That is, it should print something like

```
(A+B+C+D)^7 =
  1 A^7 +
  7 A^6 B +
  21 A^5 B^2 +
  ...
```

There are two parts to this problem. One is to figure out the combinations of variables in the 120 terms, which can be done with a procedure like `combs`, and the other is to figure out the coefficients, which I discussed at the beginning of this section.)

I was introduced to this problem as a student teacher in a high school probability class. The teacher gave “how many terms are there in the expansion of $(a + b + c + d)^7$ ” as a quiz problem, and nobody answered it. In the ensuing class discussion, it turned out that she meant the students to answer the much easier question of how many products of seven variables there are. As I noted earlier, the answer to *that* question is just 4^7 . But all the students interpreted the question as meaning the harder one we’ve been exploring here. I took the problem home that evening and reached the point we’ve reached in this chapter. I didn’t think I could get a better answer than that until my housemate taught me about generating functions. It turns out that there *is* a closed form definition for this function:

$$t(n, k) = \binom{k + n - 1}{n - 1}$$

This definition is faster to compute as well as more beautiful.

Once armed with the formula, it wasn’t hard to invent a way to demonstrate that it must be correct without going through the inductive definition and the use of calculus. The trick is that we must be choosing $n - 1$ somethings out of a possible $k + n - 1$ for each term. What does a term look like? Ignoring the constant coefficient, it is the product of k (seven, in the specific problem given) variables, some of which may be equal. Furthermore, when the terms are written in the usual way, the variables come in alphabetical order. A term like a^2b^4d represents $aabbbbd$; there won’t be a different term with the same letters in another order. In general, the k variables will be some number (zero or more) of a_1 s, then some number of a_2 s, and so on.

Now comes the trick. Suppose we write the string of variables with a “wall” for each change to the next letter. So instead of $aabbbbd$ I want to write $aa|bbb|d$. (There are two walls before the final d to reflect the fact that we skipped over c .) In this notation there are always exactly $n - 1$ walls. (That’s why I chose to put the walls in; remember, we’re looking for $n - 1$ of something.) The term includes k variables and $n - 1$ walls, for a total of $k + n - 1$ symbols.

Once the walls are there, it really is no longer necessary to preserve the individual variable letters. The sample term we’ve been using could just as well be written $xx|xxx|x$. What comes before the first wall is the first variable letter, and so on. So $|xxx|xxxx$ represents c^3d^4 . But now we’re finished. We have found a way to represent each possible term as a string of k copies of the letter x interspersed with $n - 1$ walls. How many such arrangements are there? How many ways are there to choose $n - 1$ positions for walls in a string of $k + n - 1$ symbols?

Earlier, in talking about the difference between closed form and inductive definitions, I suggested that the an inductive definition might be much easier to discover even if a

closed form definition also exists. This is a clear example. If I'd given the demonstration just above, with *xs* and *walls*, without first showing you the more roundabout way I really discovered the definition, you'd rightly complain about rabbits out of hats.

Program Listing

```
;;; Logic problem inference system

;; Establish categories

to category :category.name :members
print (list "category :category.name :members)
if not namep "categories [make "categories []]
make "categories lput :category.name :categories
make :category.name :members
foreach :members [pprop ? "category :category.name]
end

;; Verify and falsify matches

to verify :a :b
settruth :a :b "true
end

to falsify :a :b
settruth :a :b "false
end

to settruth :a :b :truth.value
if equalp (gprop :a "category) (gprop :b "category) [stop]
localmake "oldvalue get :a :b
if equalp :oldvalue :truth.value [stop]
if equalp :oldvalue (not :truth.value) ~
  [(throw "error (sentence [inconsistency in settruth]
    :a :b :truth.value))]
print (list :a :b "-> :truth.value)
store :a :b :truth.value
settruth1 :a :b :truth.value
settruth1 :b :a :truth.value
if not emptyp :oldvalue ~
  [foreach (filter [equalp first ? :truth.value] :oldvalue)
    [apply "settruth butfirst ?]]
end
```

```

to settruth1 :a :b :truth.value
  apply (word "find not :truth.value) (list :a :b)
  foreach (gprop :a "true) [settruth ? :b :truth.value]
  if :truth.value [foreach (gprop :a "false) [falsify ? :b]
    pprop :a (gprop :b "category) :b]
  pprop :a :truth.value (fput :b gprop :a :truth.value)
end

to findfalse :a :b
  foreach (filter [not equalp get ? :b "true] peers :a) ~
    [falsify ? :b]
end

to findtrue :a :b
  if equalp (count peers :a) (1+falses :a :b) ~
    [verify (find [not equalp get ? :b "false] peers :a)
      :b]
end

to falses :a :b
  output count filter [equalp "false get ? :b] peers :a
end

to peers :a
  output thing gprop :a "category
end

;; Common types of clues

to differ :list
  print (list "differ :list)
  foreach :list [differ1 ? ?rest]
end

to differ1 :a :them
  foreach :them [falsify :a ?]
end

to justbefore :this :that :lineup
  falsify :this :that
  falsify :this last :lineup
  falsify :that first :lineup
  justbefore1 :this :that :lineup
end

```



```

to justbefore1 :this :that :slotlist
if emptyp butfirst :slotlist [stop]
equiv :this (first :slotlist) :that (first butfirst :slotlist)
justbefore1 :this :that (butfirst :slotlist)
end

;; Remember conditional linkages

to implies :who1 :what1 :truth1 :who2 :what2 :truth2
implies1 :who1 :what1 :truth1 :who2 :what2 :truth2
implies1 :who2 :what2 (not :truth2) :who1 :what1 (not :truth1)
end

to implies1 :who1 :what1 :truth1 :who2 :what2 :truth2
localmake "old1 get :who1 :what1
if equalp :old1 :truth1 [settruth :who2 :what2 :truth2 stop]
if equalp :old1 (not :truth1) [stop]
if memberp (list :truth1 :who2 :what2 (not :truth2)) :old1 ~
  [settruth :who1 :what1 (not :truth1) stop]
if memberp (list :truth1 :what2 :who2 (not :truth2)) :old1 ~
  [settruth :who1 :what1 (not :truth1) stop]
store :who1 :what1 ~
  fput (list :truth1 :who2 :what2 :truth2) :old1
end

to equiv :who1 :what1 :who2 :what2
implies :who1 :what1 "true :who2 :what2 "true
implies :who2 :what2 "true :who1 :what1 "true
end

to xor :who1 :what1 :who2 :what2
implies :who1 :what1 "true :who2 :what2 "false
implies :who1 :what1 "false :who2 :what2 "true
end

;; Interface to property list mechanism

to get :a :b
output gprop :a :b
end

to store :a :b :val
pprop :a :b :val
pprop :b :a :val
end

```

```

;; Print the solution

to solution
foreach thing first :categories [solve1 ? butfirst :categories]
end

to solve1 :who :order
type :who
foreach :order [type "| |" type gprop :who ?]
print []
end

;; Get rid of old problem data

to cleanup
if not namep "categories [stop]
ern :categories
ern "categories
erpls
end

;; Anita Harnadek's problem

to cub.reporter
cleanup
category "first [Jane Larry Opal Perry]
category "last [Irving King Mendle Nathan]
category "age [32 38 45 55]
category "job [drafter pilot sergeant driver]
differ [Jane King Larry Nathan]
says "Jane "Irving 45
says "King "Perry "driver
says "Larry "sergeant 45
says "Nathan "drafter 38
differ [Mendle Jane Opal Nathan]
says "Mendle "pilot "Larry
says "Jane "pilot 45
says "Opal 55 "driver
says "Nathan 38 "driver
print []
solution
end

```

```

to says :who :what1 :what2
print (list "says :who :what1 :what2)
xor :who :what1 :who :what2
end

;; Diane Baldwin's problem

to foote.family
cleanup
category "when [1st 2nd 3rd 4th 5th]
category "name [Felix Fred Frank Francine Flo]
category "street [Field Flag Fig Fork Frond]
category "item [food film flashlight fan fiddle]
category "position [1 2 3 4 5]
print [Clue 1]
justbefore "Flag "2nd :position
justbefore "2nd "Fred :position
print [Clue 2]
male [film Fig 5th]
print [Clue 3]
justbefore "flashlight "Fork :position
justbefore "Fork "1st :position
female [1st]
print [Clue 4]
falsify "5th "Frond
falsify "5th "fan
print [Clue 5]
justbefore "Francine "Frank :position
justbefore "Francine "Frank :when
print [Clue 6]
female [3rd Flag]
print [Clue 7]
justbefore "fiddle "Frond :when
justbefore "Flo "fiddle :when
print []
solution
end

to male :stuff
differ sentence :stuff [Francine Flo]
end

to female :stuff
differ sentence :stuff [Felix Fred Frank]
end

```

```

;;; Combinatorics toolkit

to combs :list :howmany
if equalp :howmany 0 [output [[]]]
if equalp :howmany count :list [output (list :list)]
output sentence (map [fput first :list ?]
                  combs (butfirst :list) (:howmany-1)) ~
  (combs (butfirst :list) :howmany)
end

to fact :n
output cascade :n [# * ?] 1
end

to perms :n :r
if equalp :r 0 [output 1]
output :n * perms :n-1 :r-1
end

to choose :n :r
output (perms :n :r)/(fact :r)
end

;; The socks problem

to socks :list
localmake "total combs (expand :list) 2
localmake "matching filter [equalp first ? last ?] :total
print (sentence [there are] count :total [possible pairs of socks.])
print (sentence [of these,] count :matching [are matching pairs.])
print sentence [probability of match =] ~
  word (100 * (count :matching)/(count :total)) "%"
end

to expand :list
if emptyp :list [output []]
if numberp first :list ~
  [output cascade (first :list)
                  [fput first butfirst :list ?]
                  (expand butfirst butfirst :list)]
output fput first :list expand butfirst :list
end

```

```

to socktest
localmake "first pick [brown brown brown brown brown brown
                    blue blue blue blue]
localmake "second ~
    pick (ifelse equalp :first "brown ~
        [[brown brown brown brown brown
          blue blue blue blue]] ~
        [[brown brown brown brown brown brown
          blue blue blue]])
output equalp :first :second
end

;; The Simplex lock problem

to lock :buttons
output cascade :buttons [? + lock1 :buttons #] 1
end

to lock1 :total :buttons
localmake "perms perms :total :buttons
output cascade (twoto (:buttons-1)) [? + lock2 :perms #-1 1] 0
end

to lock2 :perms :links :factor
if equalp :links 0 [output :perms/(fact :factor)]
if equalp (remainder :links 2) 0 ~
    [output lock2 :perms/(fact :factor) :links/2 1]
output lock2 :perms (:links-1)/2 :factor+1
end

to twoto :power
output cascade :power [2 * ?] 1
end

to simplex :buttons
output 2 * f :buttons
end

to f :n
if equalp :n 0 [output 1]
output cascade :n [? + ((choose :n (#-1)) * f (#-1))] 0
end

```

```
to simp :n
output round (fact :n)/(power (ln 2) (:n+1))
end
```

```
;; The multinomial expansion problem
```

```
to t :n :k
if equalp :k 0 [output 1]
if equalp :n 0 [output 0]
output (t :n :k-1)+(t :n-1 :k)
end
```